



TM_CB1(GA)_R32_3D INV_EU_NA_2401

BREEZELESS E R32 3D INVERTER CONTROL

TECHNICAL MANUAL


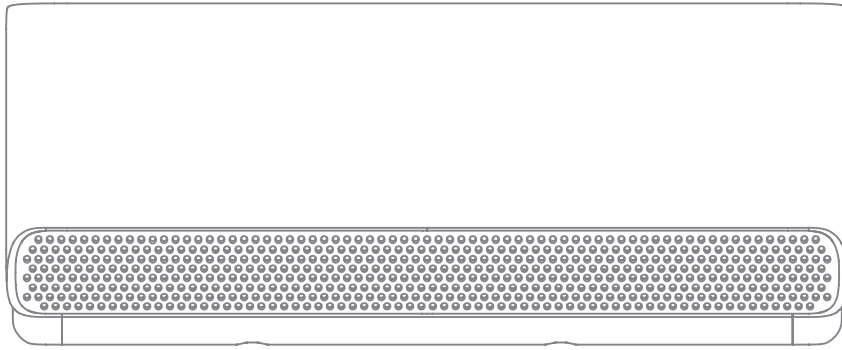


Table of Contents

Page

| | |
|---|-----------|
| Specifications | 3 |
| 1. Model Reference..... | 4 |
| 2. General Specifications..... | 5 |
| 3. Dimensional Drawings | 9 |
| 4. Centre of gravity..... | 13 |
| 5. Air Velocity and Temperature Distributions | 15 |
| 6. Electrical Wiring Diagrams | 23 |
| 7. Refrigerant Cycle Diagrams | 25 |
| 8. Capacity Tables | 27 |
| 9. Noise Criterion Curves | 39 |
| 10. Electrical Characteristics..... | 43 |
| Product Features | 44 |
| 1. Operation Modes and Functions | 46 |
| 2. Remote Controller Functions..... | 53 |
| Installation..... | 59 |
| 1. Accessories | 60 |
| 2. Installation Summary-Indoor unit | 61 |
| 3. Location selection | 62 |
| 4. Indoor Unit Installation..... | 63 |
| 5. Outdoor unit installation(Side Discharge Unit) | 67 |
| 6. Refrigerant Pipe Installation..... | 69 |
| 7. Vacuum Drying and Leakage Checking | 70 |
| 8. Additional Refrigerant Charge..... | 71 |
| 9. Electrical and Gas Leak Checks..... | 72 |
| 10. Test Operation | 72 |

Specifications

Contents

| | | |
|-----|---|----|
| 1. | Model Reference | 4 |
| 2. | General Specifications | 5 |
| 3. | Dimensional Drawings | 9 |
| 4. | Centre of gravity | 13 |
| 5. | Air Velocity and Temperature Distributions..... | 15 |
| 6. | Electrical Wiring Diagrams | 23 |
| 7. | Refrigerant Cycle Diagrams | 25 |
| 8. | Capacity Tables..... | 27 |
| 9. | Noise Criterion Curves | 39 |
| 10. | Electrical Characteristics | 43 |

1. Model Reference

Refer to the following table to determine the specific indoor and outdoor unit model number of your purchased equipment.

| Indoor Unit Model | Outdoor Unit Model | Capacity (Btu/h) | Power Supply |
|-------------------------|----------------------|------------------|----------------------------|
| MSCB1BU -09HRFN8-QRD1GW | MOX104-09HFN8-QRD1GW | 9k | 220-240V~, 50Hz, 1Phase |
| MSCB1BU -12HRFN8-QRD1GW | MOX103-12HFN8-QRD1GW | 12k | |
| MSCB1CU-18HRFN8-QRD1GW | MOX301-18HFN8-QRD1GW | 18k | |
| MSCB1DU-24HRFN8-QRD1GW | MOX401-24HFN8-QRD0GW | 24k | |

2. General Specifications

| Model | | MSCB1BU-09HRFN8-QRD1GW | MSCB1BU-12HRFN8-QRD1GW | |
|--|------------------------------|------------------------|---------------------------|---------------------------|
| Power supply | V- Ph-Hz | 220-240-1-50 | 220-240-1-50 | |
| Rated Power Input | W | 2200 | 2200 | |
| Rated Current | A | 10.5 | 10.5 | |
| Compressor | Model | KSK103D33UEZ3 | KSK103D33UEZ3 | |
| | Type | ROTARY | ROTARY | |
| | Brand | GMCC | GMCC | |
| | Capacity | W | 2035/3255 | 2035/3255 |
| | Input | W | 325/826 | 325/826 |
| | Rated current(RLA) | A | 2.40/5.65 | 2.40/5.65 |
| | Locked rotor Amp(LRA) | A | / | / |
| | Thermal protector | | / | / |
| | Thermal protector position | | / | / |
| | Capacitor | uF | / | / |
| Refrigerant oil/oil charge | ml | ESTER OIL VG74 310 | ESTER OIL VG74 310 | |
| Indoor fan motor | Model | ZKFP-20-8-198 | ZKFP-20-8-198 | |
| | Input | W | 28 | 28 |
| | Output | W | 20 | 20 |
| | Capacitor | uF | / | / |
| | Speed(Hi/Mi/Lo) | r/min | 1000/860/790 | 1020/870/800 |
| Indoor coil | Number of rows | | 2 | 2 |
| | Tube pitch(a)x row pitch(b) | mm | 19.5x11.6 | 19.5x11.6 |
| | Fin spacing | mm | 1.3 | 1.3 |
| | Fin type (code) | | Hydrophilic aluminum | Hydrophilic aluminum |
| | Tube outside dia.and type | mm | Φ5,Inner groove tube | Φ5,Inner groove tube |
| | Coil length x height x width | mm | 580x195x23.2+580x117x23.2 | 580x195x23.2+580x117x23.2 |
| | Number of circuits | | 4 | 4 |
| Indoor air flow (Hi/Mi/Lo) | m ³ /h | 510/415/375 | 520/420/380 | |
| Indoor sound pressure level (Hi/Mi/Lo) | dB(A) | 37.0/32.0/20.0// | 37.5/35.5/20// | |
| Indoor sound power level | dB(A) | 53.0 | 55.0 | |
| Indoor unit | Dimension(W*D*H) | mm | 812x299x199 | 812x299x199 |
| | Packing (W*D*H) | mm | 870x277x385 | 870x277x385 |
| | Net/Gross weight | kg | 9.1/11.6 | 9.3/12.2 |
| Outdoor fan motor | Model | | ZKFN-25-10-5L | ZKFN-25-10-5L |
| | Input | W | 77.45 | 77.45 |
| | Output | W | 25 | 25 |
| | Capacitor | uF | / | / |
| | Speed | r/min | 800/600 | 800/600 |
| Outdoor coil | Number of rows | | 1 | 1 |
| | Tube pitch(a)x row pitch(b) | mm | 21x22 | 21x22 |
| | Fin spacing | mm | 1.3 | 1.3 |
| | Fin type (code) | | Hydrophilic aluminum | Hydrophilic aluminum |
| | Tube outside dia.and type | mm | Φ7,Inner groove tube | Φ7,Inner groove tube |
| | Coil length x height x width | mm | 740x462x22 | 740x462x22 |
| | Number of circuits | | 2 | 2 |
| Outdoor air flow | m ³ /h | 1850 | 1850 | |
| Outdoor sound pressure level | dB(A) | 19.0 | 19 | |
| Outdoor sound power level | dB(A) | 61.0 | 62.0 | |
| Outdoor unit | Dimension(W*D*H) | mm | 720x270x495 | 720x270x495 |
| | Packing (W*D*H) | mm | 835x300x540 | 835x300x540 |
| | Net/Gross weight | kg | 22.7/24.4 | 22.9/24.6 |

| | | | | |
|--------------------------|------------------------------|----------|------------------------|------------------------|
| Refrigerant | Type | | R32 | R32 |
| | GWP | | 675 | 675 |
| | Charged quantity | kg | 0.55 | 0.62 |
| Design pressure | | MPa | 4.3/1.7 | 4.3/1.7 |
| Refrigerant piping | Liquid side/ Gas side | mm(inch) | Φ6.35/Φ9.52(1/4"/3/8") | Φ6.35/Φ9.52(1/4"/3/8") |
| | Max. refrigerant pipe length | m | 25 | 25 |
| | Max. difference in level | m | 10 | 10 |
| Connection wiring | | | 1.5x5Core | 1.5x5Core |
| Plug type | | | 1.5x3/no-plug | 1.5x3/no-plug |
| Thermostat type | | | Remote Control | Remote Control |
| Operation temperature | | | 16-30 | 16-30 |
| Ambient temperature | Indoor(cooling/ heating) | °C | 16-32/0-30 | 16-32/0-30 |
| | Outdoor(cooling/heating) | °C | -15-50/-20-24 | -15-50/-20-24 |
| Qty' per 20' /40' /40'HQ | | | 128/265/302 | 128/265/302 |

Notes:

1) Capacities are based on the following conditions:

Cooling(T1): - Indoor Temperature 27°C(80.6°F) DB /19 °C(66.2°F) WB
 -Outdoor Temperature 35 °C(95°F) DB /24 °C(75.2°F) WB
 -Interconnecting Piping Length 5m
 - Level Difference of Zero.

Heating: - Indoor Temperature 20°C(68°F) DB / 15°C(59°F) WB
 -Outdoor Temperature 7°C(44.6°F) DB / 6°C(42.8°F) WB
 - Interconnecting Piping Length 5 m
 - Level Difference of Zero.

2) Capacities are Net Capacities.

3) Due to our policy of innovation some specifications may be changed without notification.

4) TDB Summer Outdoor: 35°C; TWB Summer Outdoor: 21,4°C; TDB Winter Outdoor: -0.8°C; RH Winter Outdoor: 90%

| Model | | | MSCB1CU-18HRFN8-QRD1GW | MSCB1DU-24HRFN8-QRD1GW |
|--|------------------------------|----------|-----------------------------|-----------------------------|
| Power supply | | V- Ph-Hz | 220-240-1-50 | 220-240-1-50 |
| Rated Power Input | | W | 2950 | 4140 |
| Rated Current | | A | 13 | 18.0 |
| Compressor | Model | | KSN140D21UFZ | KTM240D46UKT2 |
| | Type | | ROTARY | ROTARY |
| | Brand | | GMCC | GMCC |
| | Capacity | W | 4385 | 4780/7600 |
| | Input | W | 1140 | 805/2045 |
| | Rated current(RLA) | A | 7.50 | 4.15/9.30 |
| | Locked rotor Amp(LRA) | A | / | / |
| | Thermal protector | | / | / |
| | Thermal protector position | | / | / |
| | Capacitor | uF | / | / |
| Refrigerant oil/oil charge | ml | VG74 440 | VG74 620 | |
| Indoor fan motor | Model | | ZKFP-30-8-297L | ZKFP-58-8-25L |
| | Input | W | 33.5 | 95.9 |
| | Output | W | 30 | 58 |
| | Capacitor | uF | / | / |
| | Speed(Hi/Mi/Lo) | r/min | 1000/850/650 | 1050/900/830 |
| Indoor coil | Number of rows | | 2 | 2 |
| | Tube pitch(a)x row pitch(b) | mm | 21x13.37 | 21x13.37 |
| | Fin spacing | mm | 1.3 | 1.3 |
| | Fin type (code) | | Hydrophilic aluminum | Hydrophilic aluminum |
| | Tube outside dia.and type | mm | Φ7,Inner groove tube | Φ7,Inner groove tube |
| | Coil length x height x width | mm | 720x231x26.74+720x147x26.74 | 780x252x26.74+780x126x26.74 |
| | Number of circuits | | 3 | 4 |
| Indoor air flow (Hi/Mi/Lo) | | m3/h | 835/620/510 | 1170/950/810 |
| Indoor sound pressure level (Hi/Mi/Lo) | | dB(A) | 41/36.5/32.5/20.5 | 45.0/40.5/30.5/24.0 |
| Indoor sound power level | | dB(A) | 53 | 65.0 |
| Indoor unit | Dimension(W*D*H) | mm | 968x225x320 | 1030x238x338 |
| | Packing (W*D*H) | mm | 1027x307x412 | 1125x430x345 |
| | Net/Gross weight | kg | 12.3/16.2 | 14.0/18.6 |
| Outdoor fan motor | Model | | ZKFN-34-10-1L | ZKFN-80-10-1L |
| | Input | W | 71.5 | 99.28 |
| | Output | W | 34 | 80 |
| | Capacitor | uF | / | / |
| | Speed | r/min | 780/650 | 830/550 |
| Outdoor coil | Number of rows | | 2 | 1.6 |
| | Tube pitch(a)x row pitch(b) | mm | 21x22 | 21x22 |
| | Fin spacing | mm | 1.3 | 1.3 |
| | Fin type (code) | | Hydrophilic aluminum | Hydrophilic aluminum |
| | Tube outside dia.and type | mm | Φ7,Inner groove tube | Φ7,Inner groove tube |
| | Coil length x height x width | mm | 860*504*44 | 900*609*22+540*609*22 |
| | Number of circuits | | 4 | 5 |
| Outdoor air flow | | m3/h | 2100 | 3500 |
| Outdoor sound pressure level | | dB(A) | 57 | 59.5 |
| Outdoor sound power level | | dB(A) | 65 | 68.0 |
| Outdoor unit | Dimension(W*D*H) | mm | 805x330x554 | 890x342x673 |
| | Packing (W*D*H) | mm | 915x370x615 | 995x398x740 |
| | Net/Gross weight | kg | 32.3/35.1 | 41.9/45.0 |
| Refrigerant | Type | | R32 | R32 |
| | GWP | | 675 | 675 |
| | Charged quantity | kg | 1.1 | 1.45 |
| Design pressure | | MPa | 4.3/1.7 | 4.3/1.7 |

| | | | | |
|-------------------------|------------------------------|----------|------------------------|------------------------|
| Refrigerant piping | Liquid side/ Gas side | mm(inch) | Φ6.35/Φ12.7(1/4"/1/2") | Φ9.52/Φ15.9(3/8"/5/8") |
| | Max. refrigerant pipe length | m | 30 | 50 |
| | Max. difference in level | m | 20 | 25 |
| Connection wiring | | | 1.5x5Core | 2.5x5Core |
| Plug type | | | 1.5x3/no-plug | 2.5x3/no-plug |
| Thermostat type | | | Remote Control | Remote Control |
| Operation temperature | | | 16-30 | 16-30 |
| Ambient temperature | Indoor(cooling/ heating) | °C | 16-32/0-30 | 16-32/0-30 |
| | Outdoor(cooling/heating) | °C | -15-50/-20-24 | -15-50/-20-24 |
| Qty'per 20' /40' /40'HQ | | | 81/174/196 | 63/137/150 |

Notes:

1) Capacities are based on the following conditions:

Cooling(T1): - Indoor Temperature 27°C(80.6°F) DB /19 °C(66.2°F) WB

-Outdoor Temperature 35 °C(95°F) DB /24 °C(75.2°F) WB

-Interconnecting Piping Length 5m

- Level Difference of Zero.

Heating: - Indoor Temperature 20°C(68°F) DB / 15°C(59°F) WB

-Outdoor Temperature 7°C(44.6°F) DB / 6°C(42.8°F) WB

- Interconnecting Piping Length 5 m

- Level Difference of Zero.

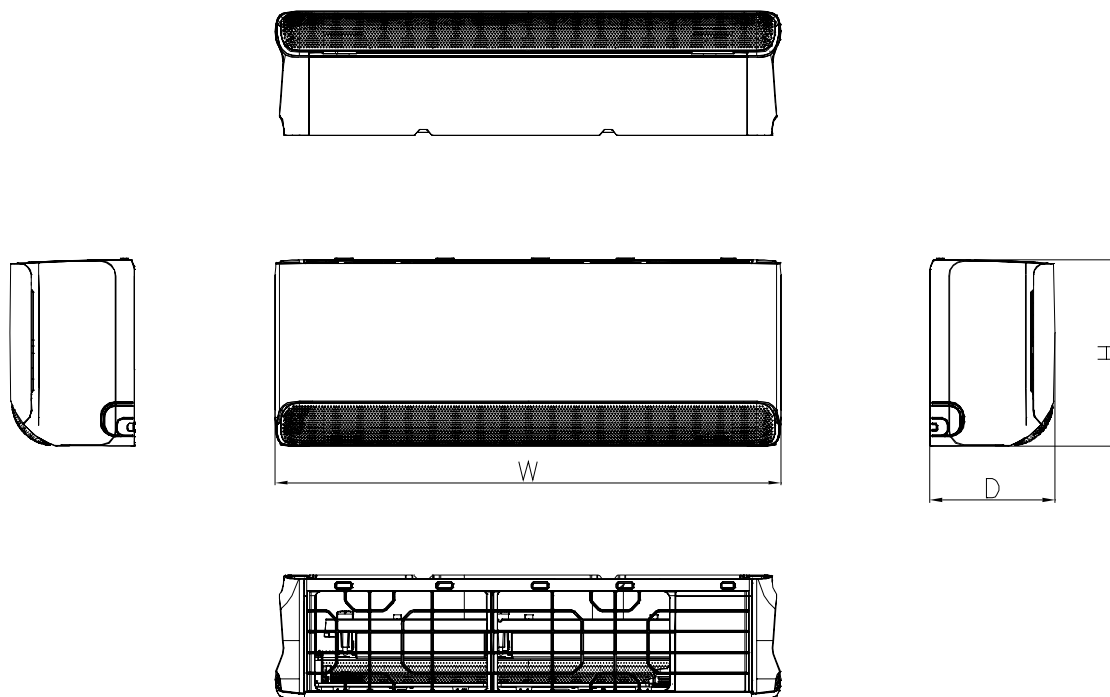
2) Capacities are Net Capacities.

3) Due to our policy of innovation some specifications may be changed without notification.

4) TDB Summer Outdoor: 35°C; TWB Summer Outdoor: 21,4°C; TDB Winter Outdoor: -0.8°C; RH Winter Outdoor: 90%

3. Dimensional Drawings

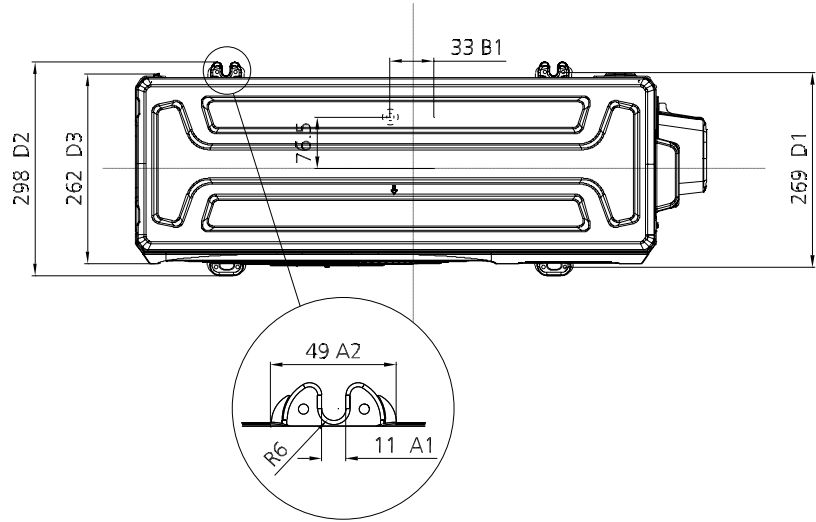
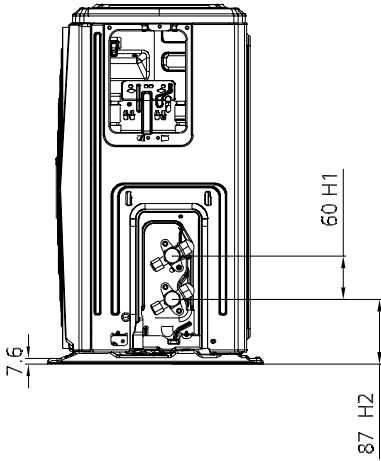
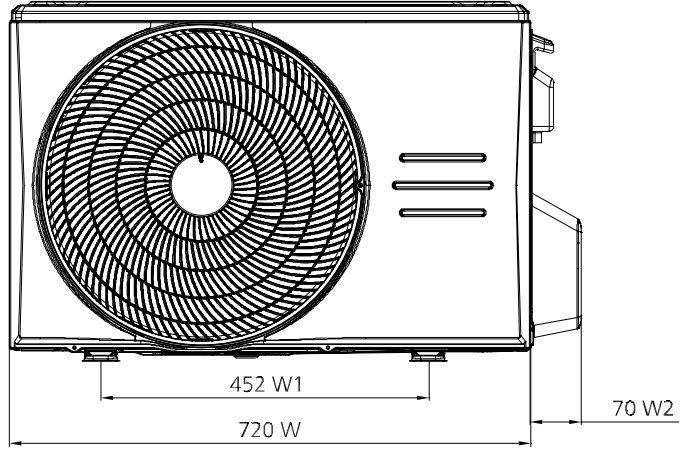
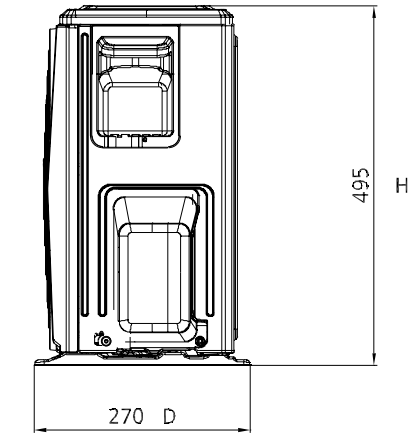
3.1 Indoor Unit

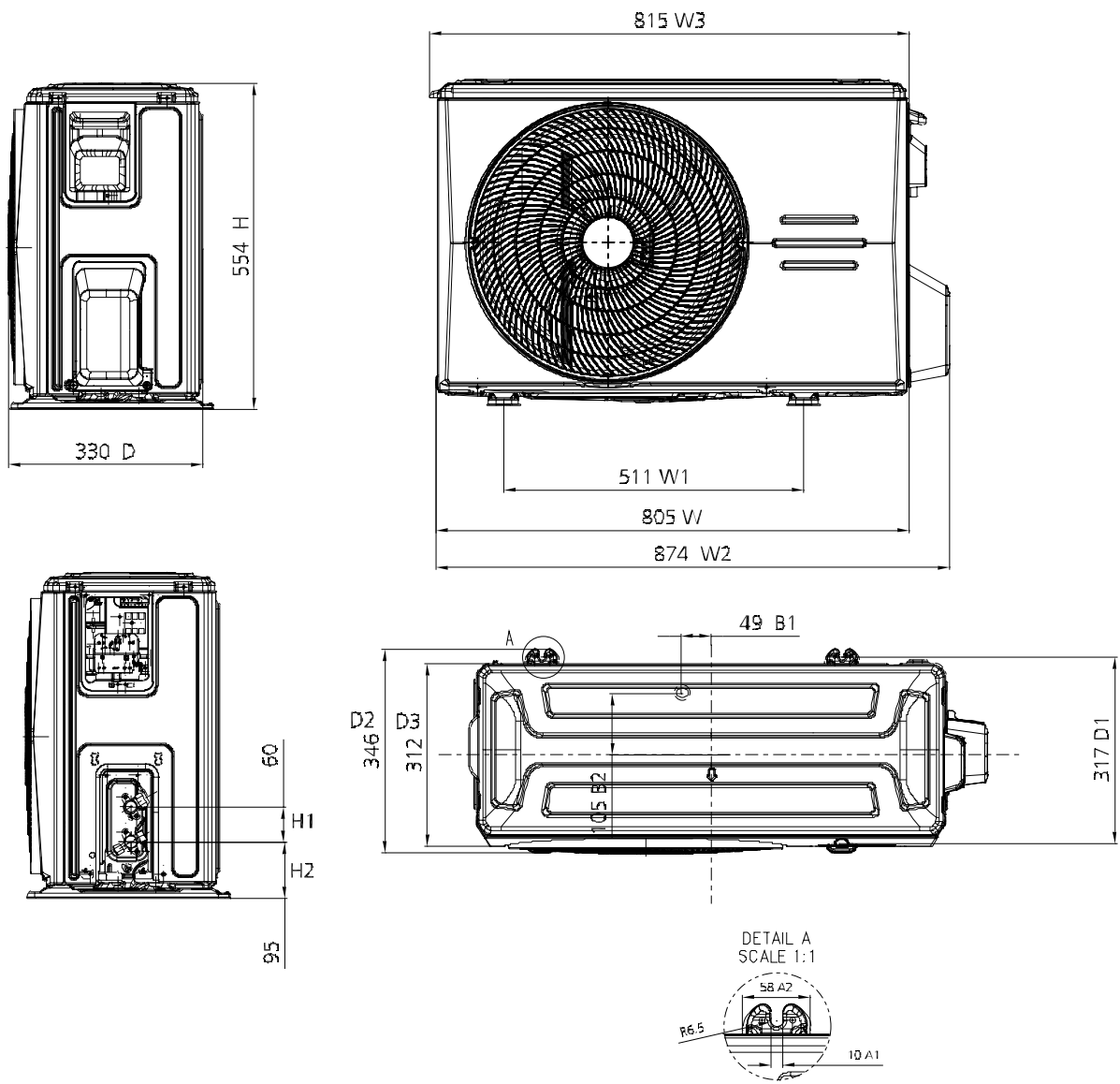


| Capacity(Btu/h) | W(mm/inch) | D(mm/inch) | H(mm/inch) |
|-----------------|------------|------------|------------|
| 9k/12k | 812/31.97 | 199/7.83 | 299/11.77 |
| 18k | 968/38.11 | 225/8.86 | 320/12.6 |
| 24k | 1030/40.55 | 238/9.37 | 338/13.31 |

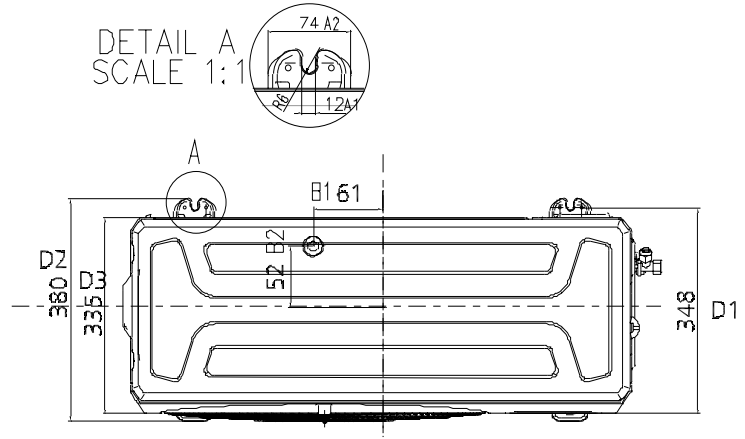
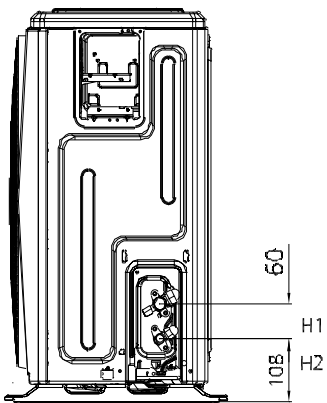
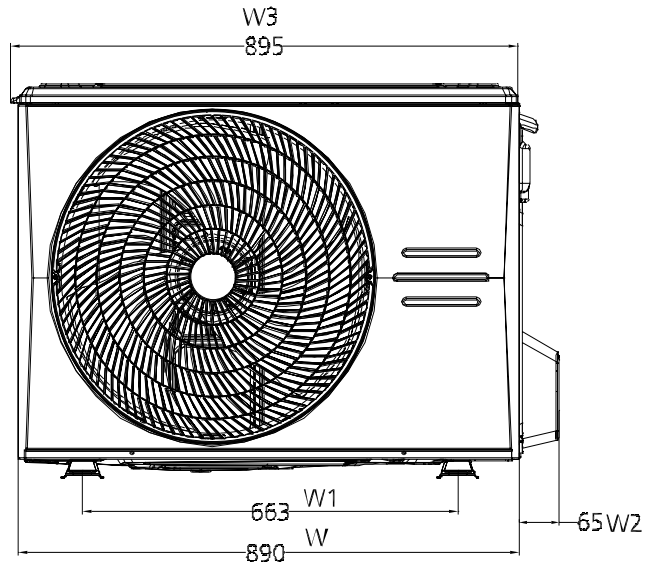
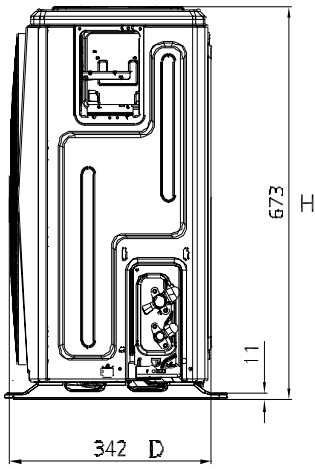
3.2 Outdoor Unit

9k/12k



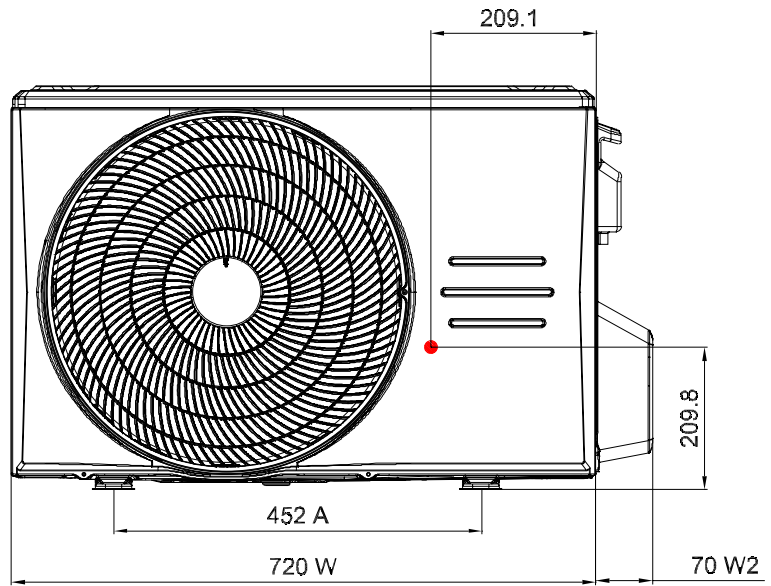
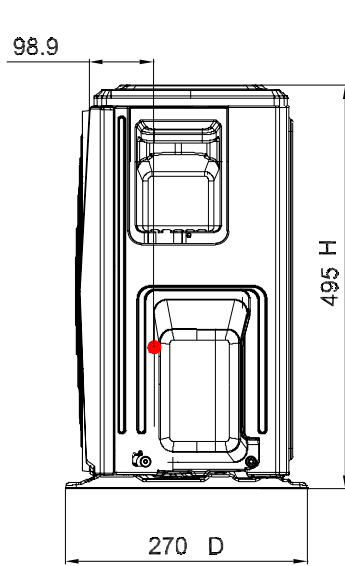


24k

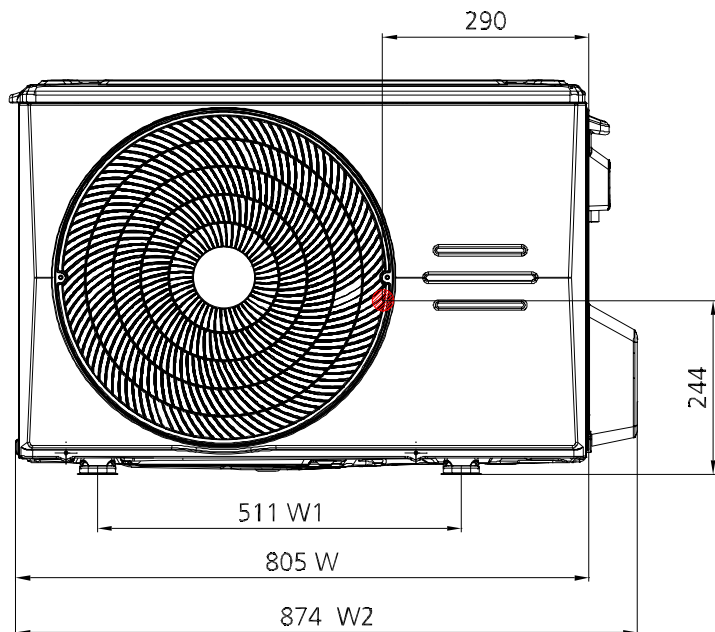
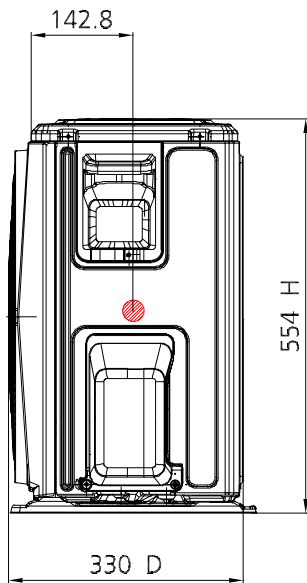


4. Centre of gravity

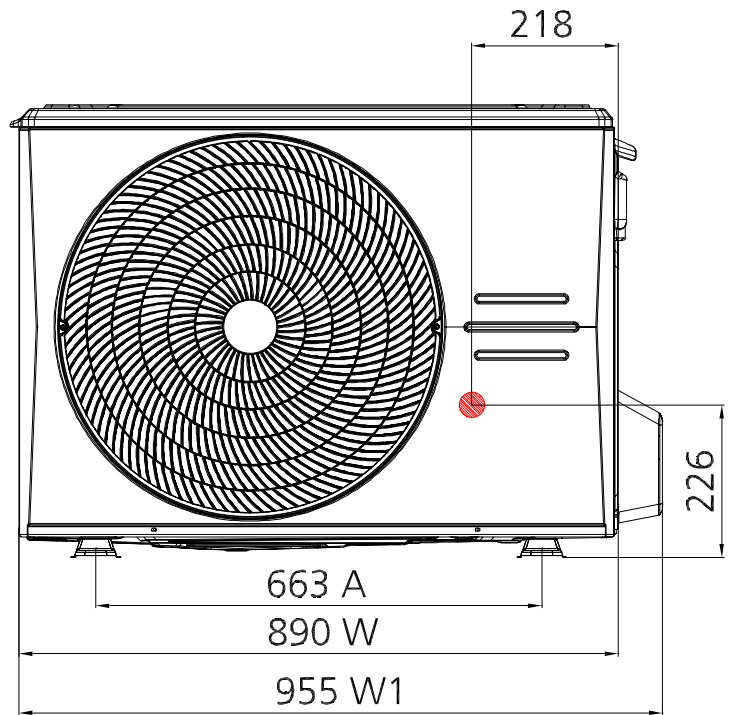
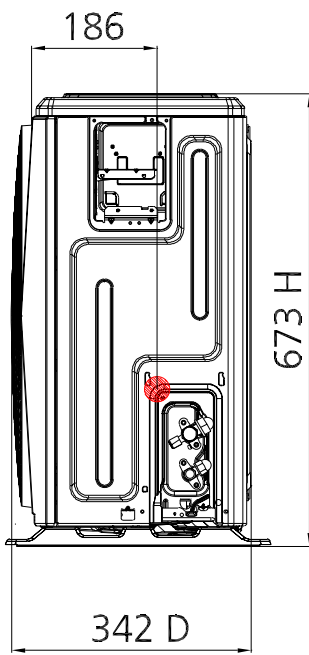
9k/12k



18k



24k

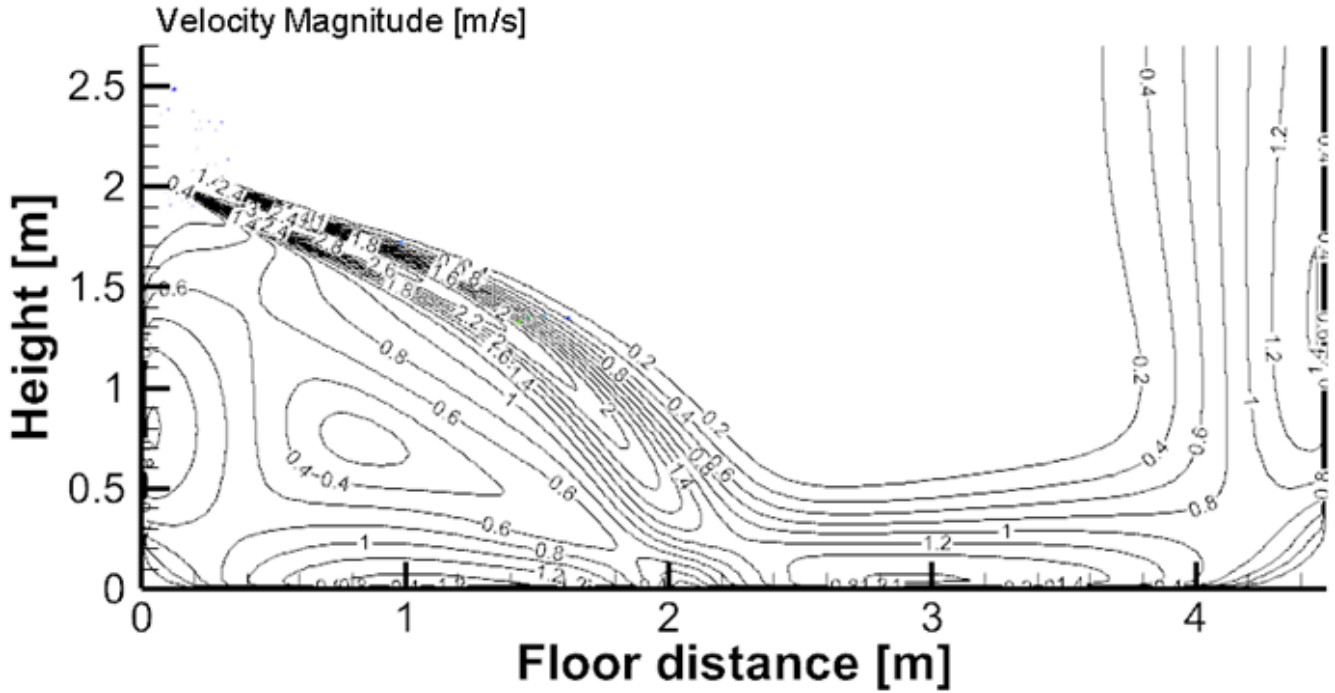


5. Air Velocity and Temperature Distributions

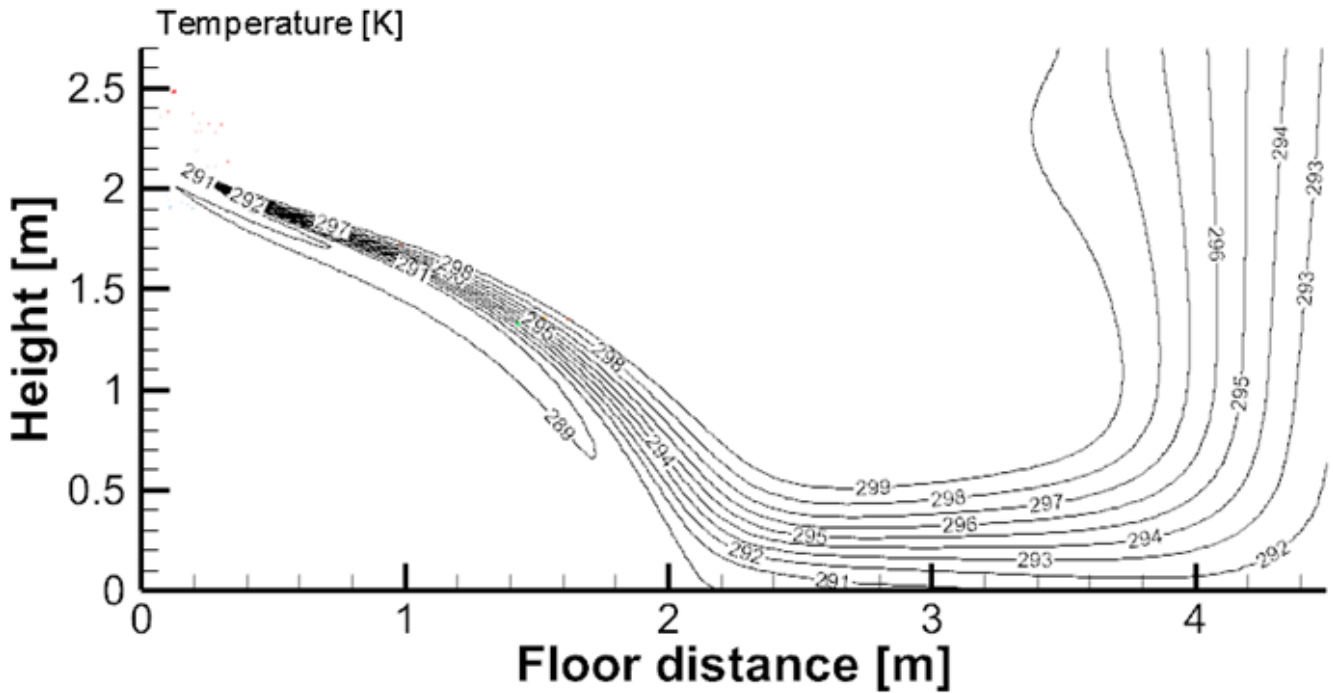
9k-Cooling(ID: 27°C/80.6°F, OD: 35°C/95°F)

Discharge Angle 35°

Airflow velocity distributions



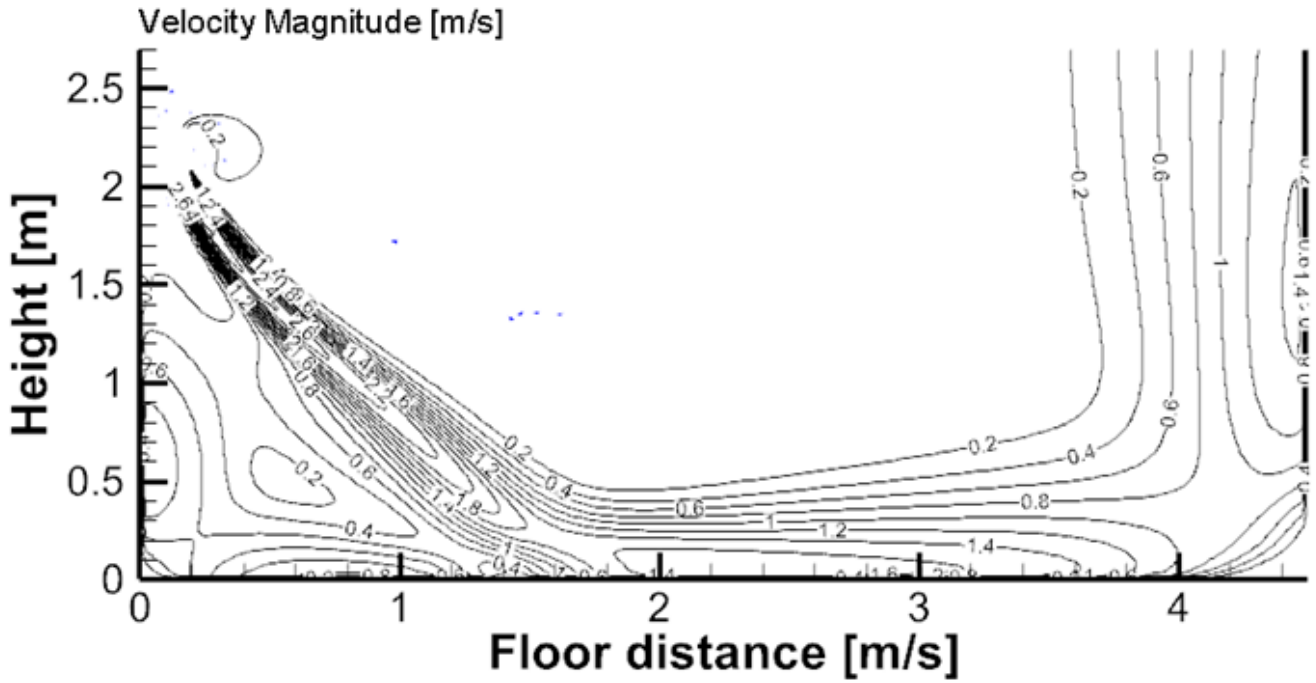
Temperature distributions



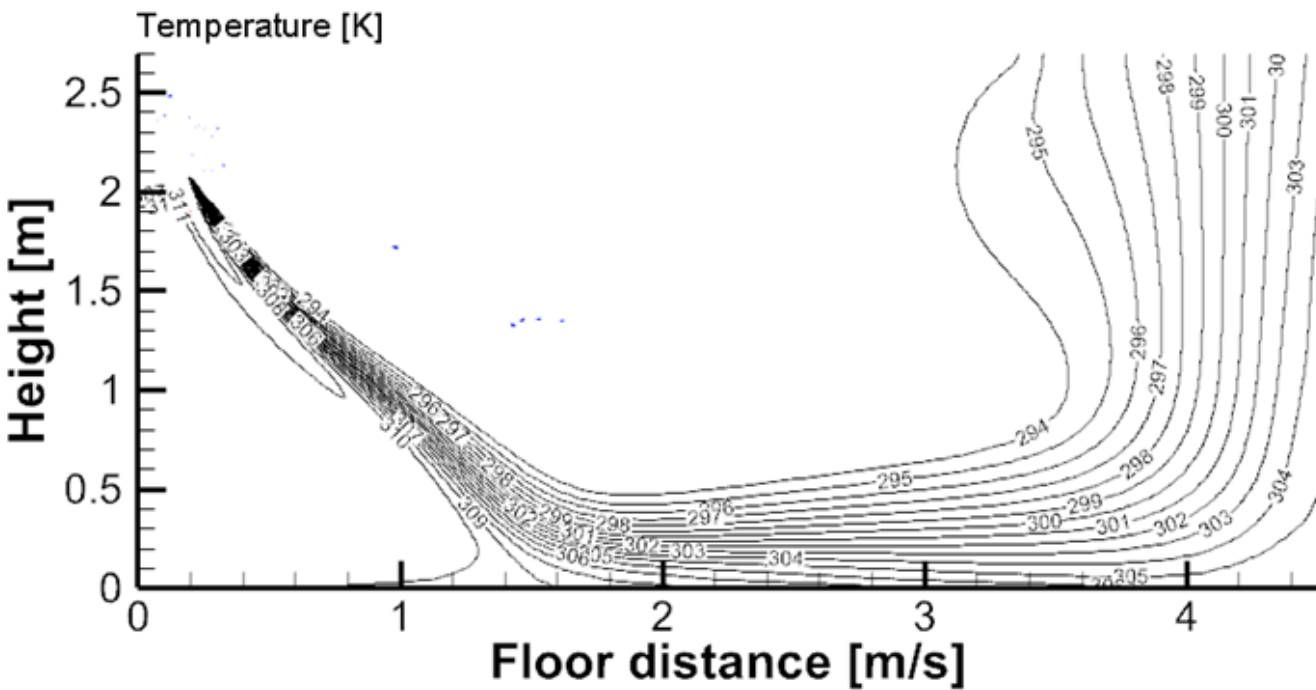
9k-Heating(ID: 20°C/68°F, OD: 7°C/44.6°F)

Discharge Angle 69°

Airflow velocity distributions



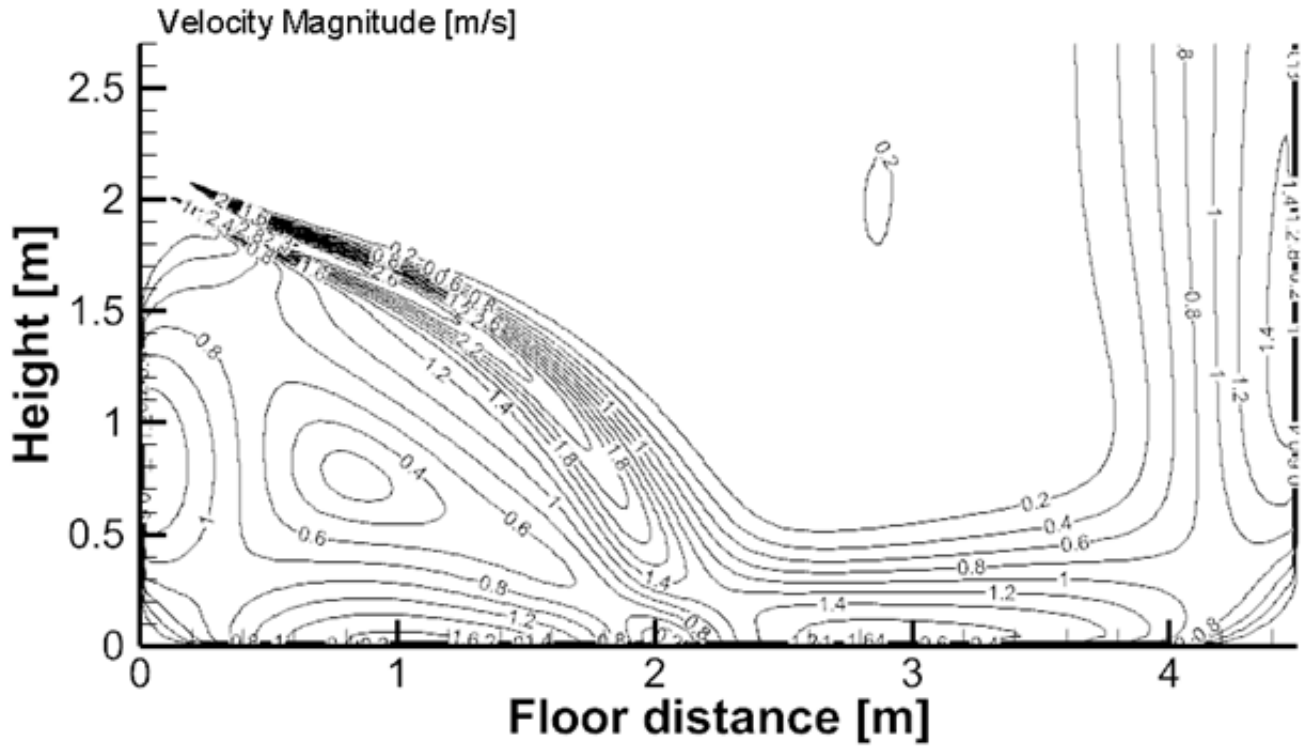
Temperature distributions



12k-Cooling(ID: 27°C/80.6°F, OD: 35°C/95°F)

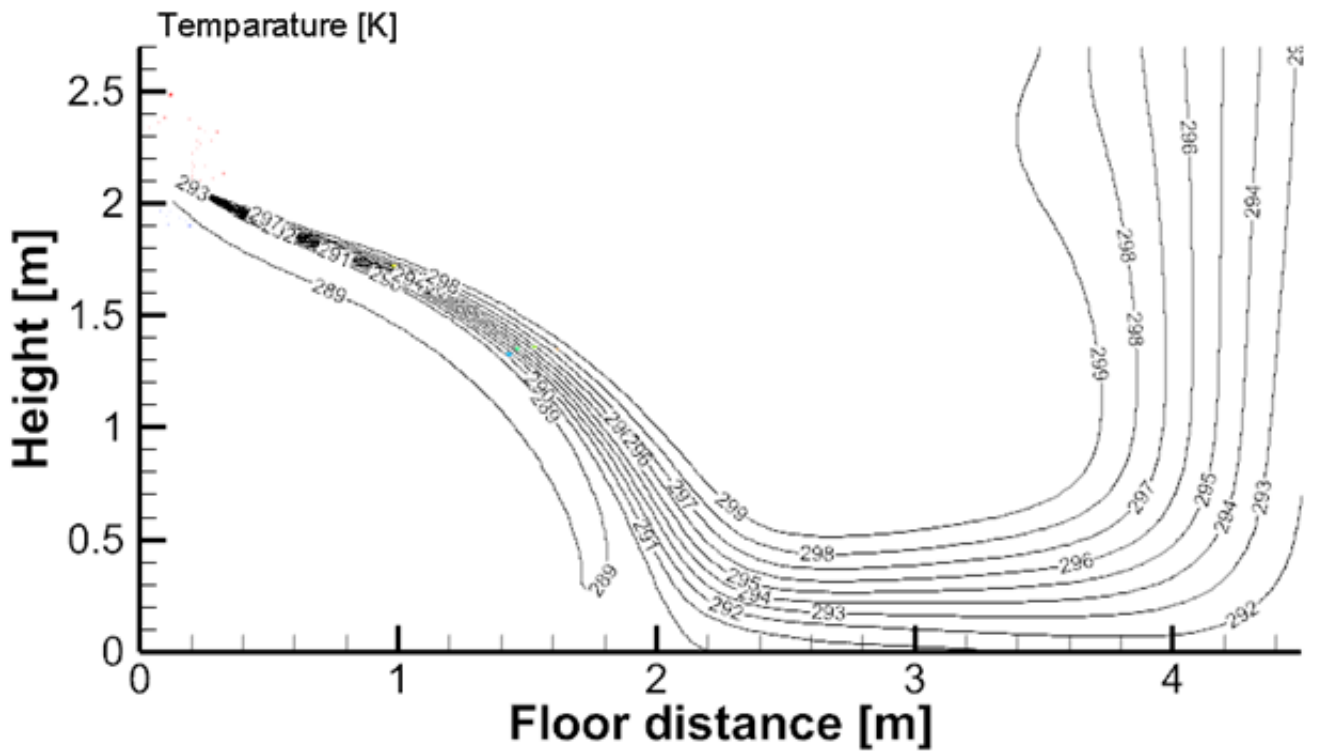
Discharge Angle 35°

Airflow velocity distributions



Specifications

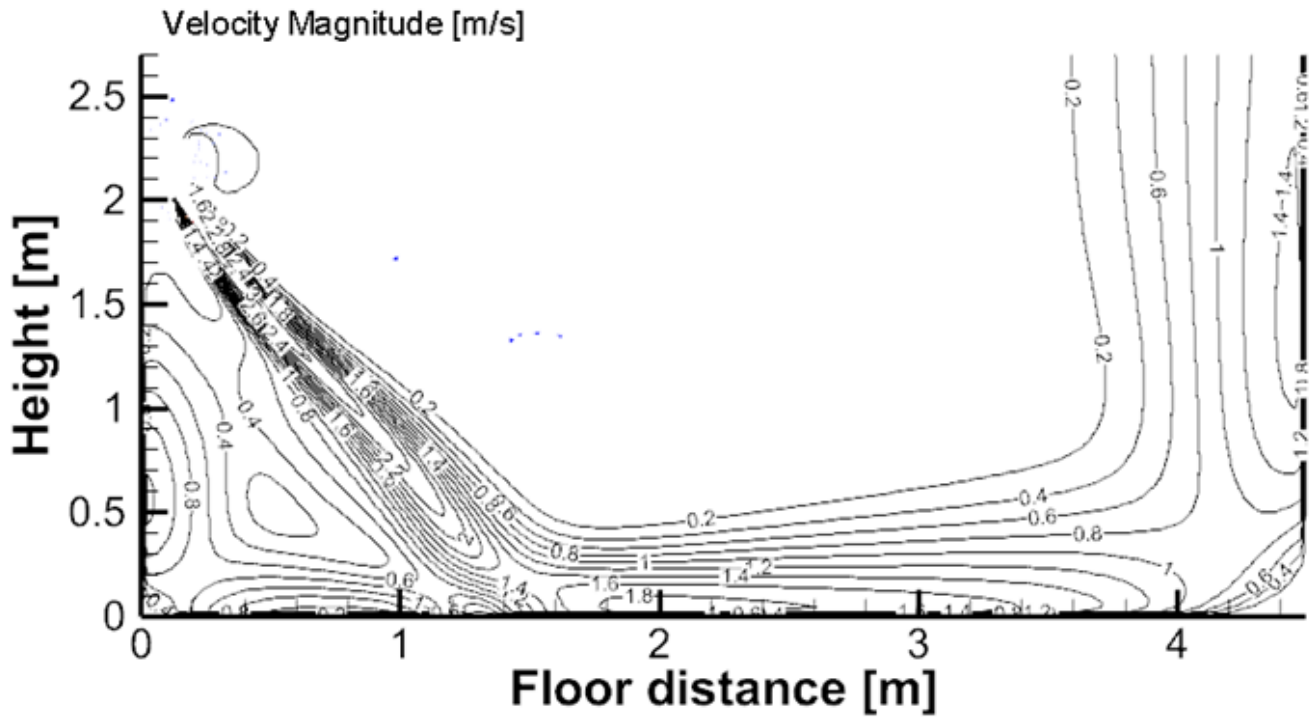
Temperature distributions



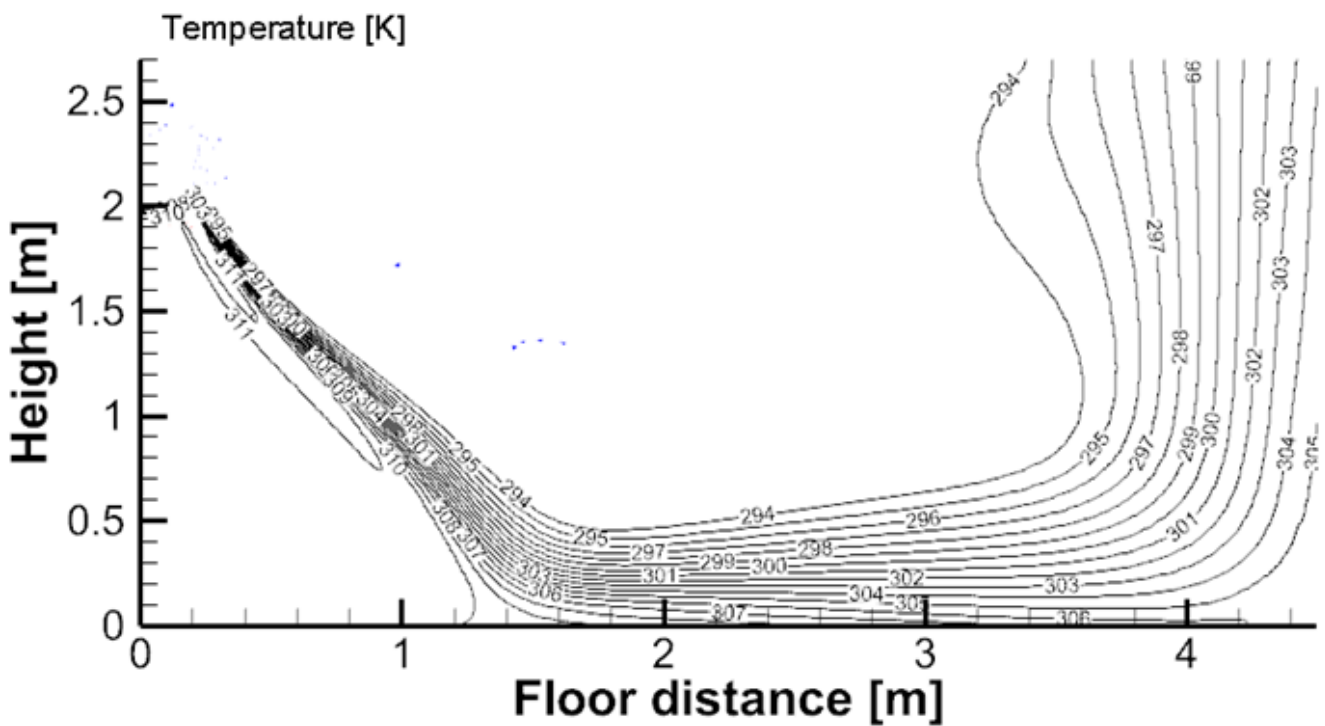
12k-Heating(ID: 20°C/68°F, OD: 7°C/44.6°F)

Discharge Angle 69°

Airflow velocity distributions



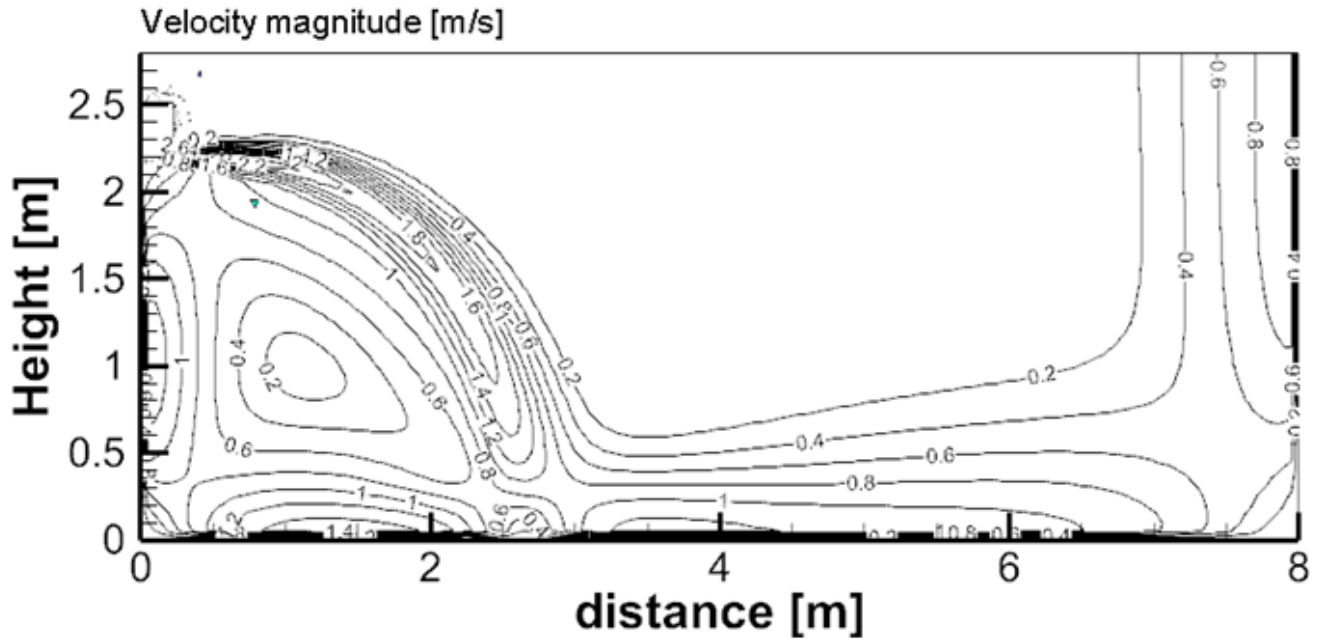
Temperature distributions



18k-Cooling(ID: 27°C/80.6°F, OD: 35°C/95°F)


Discharge Angle 20°

Airflow velocity distributions



Specifications

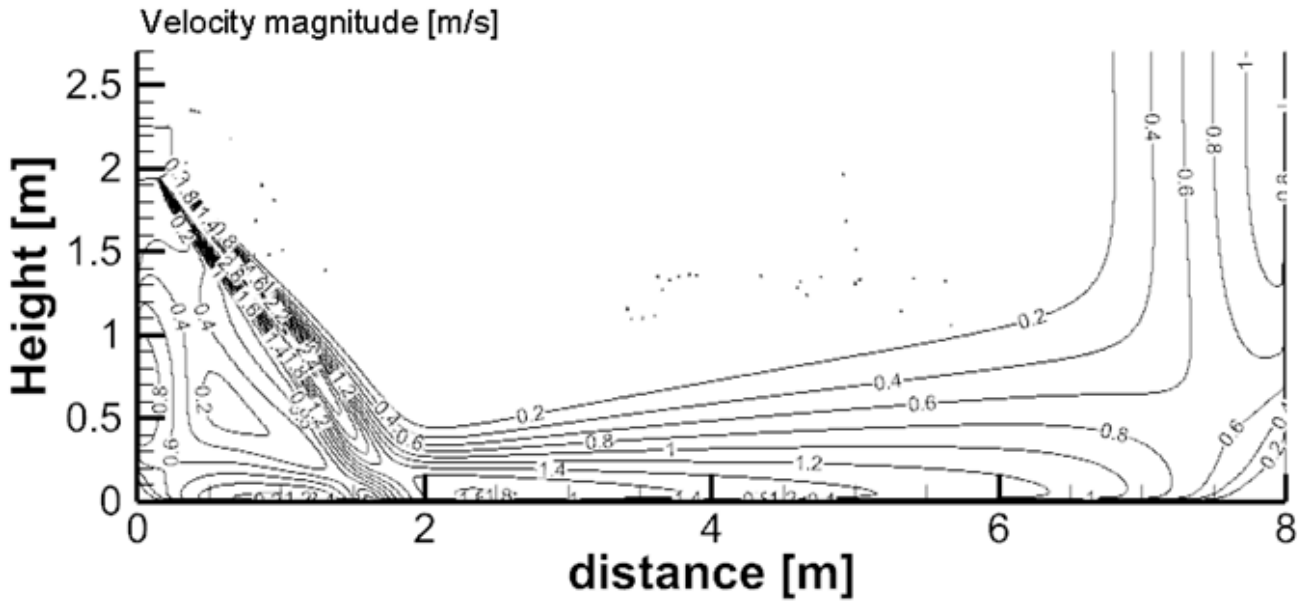
Temperature distributions



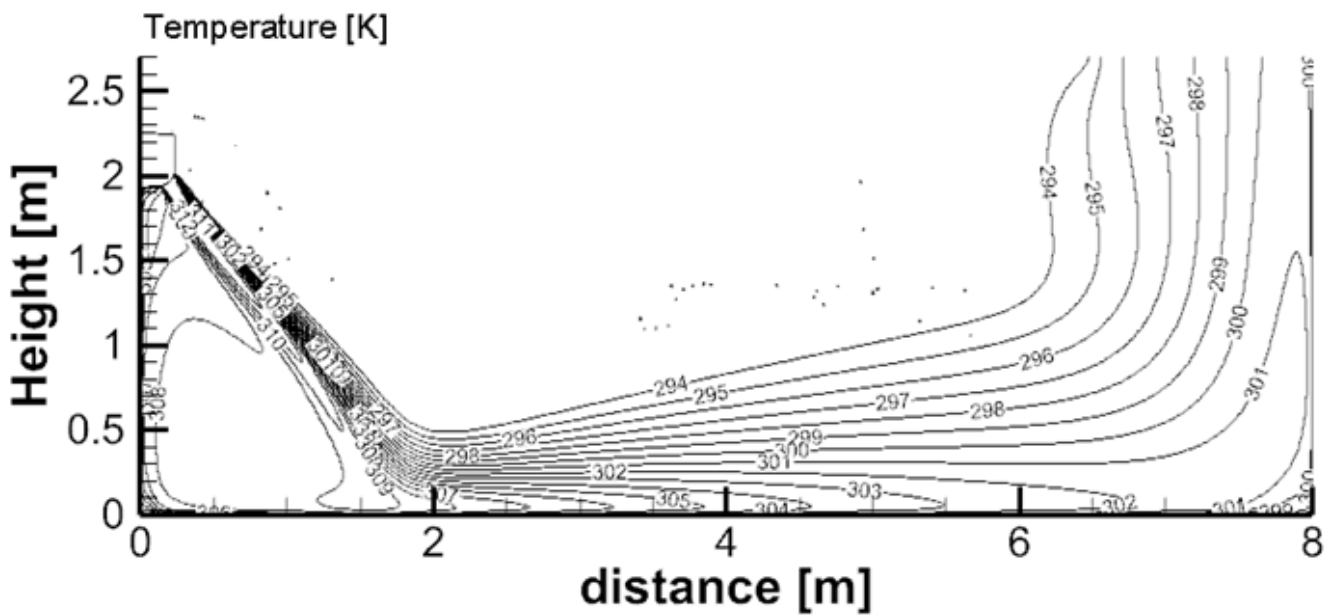
18k-Heating(ID: 20°C/68°F, OD: 7°C/44.6°F)

Discharge Angle 67°

Airflow velocity distributions



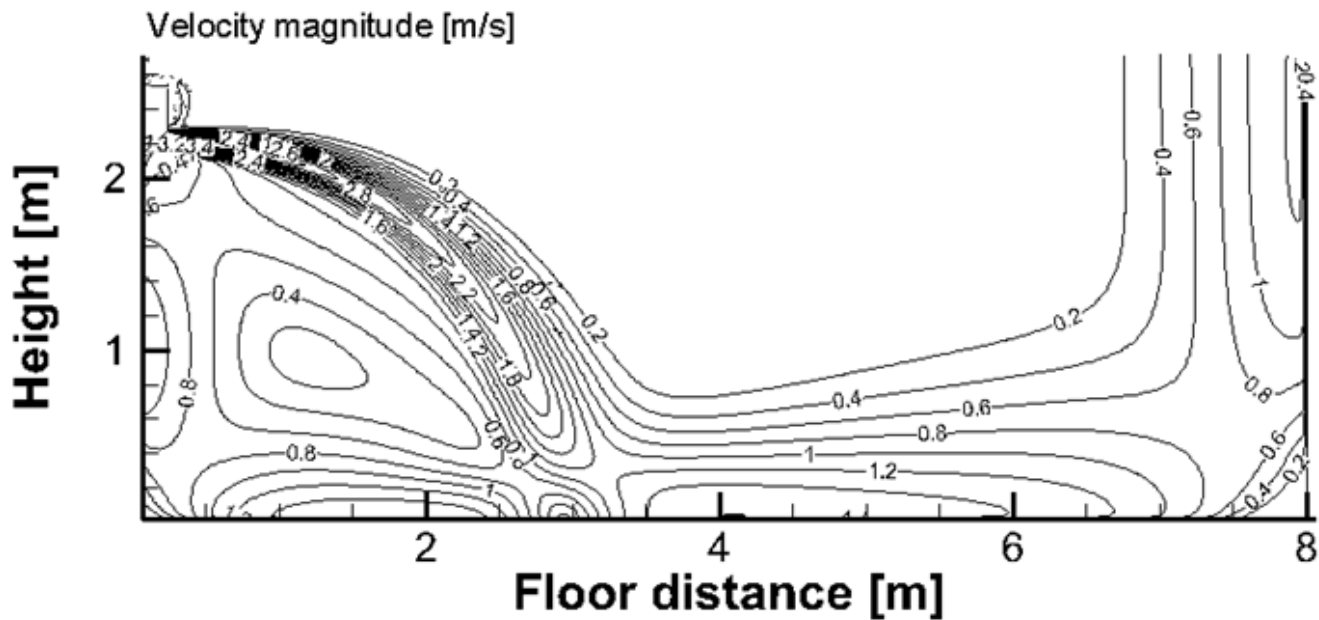
Temperature distributions



24k-Cooling(ID: 27°C/80.6°F, OD: 35°C/95°F)

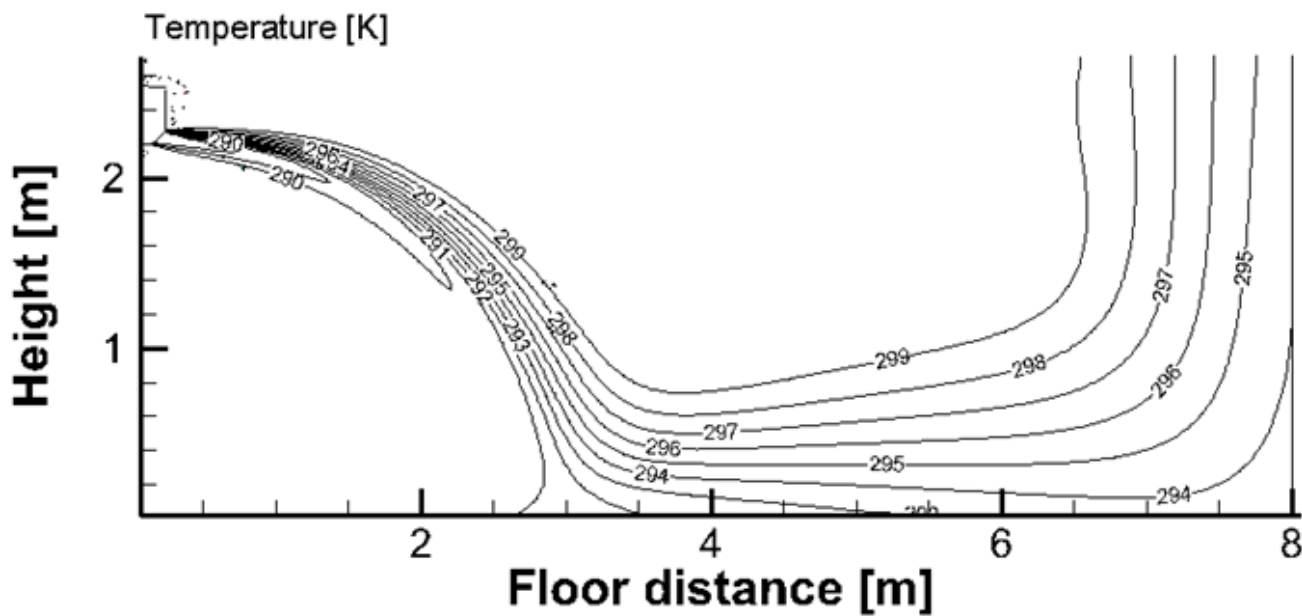
Discharge Angle 24°

Airflow velocity distributions



Specifications

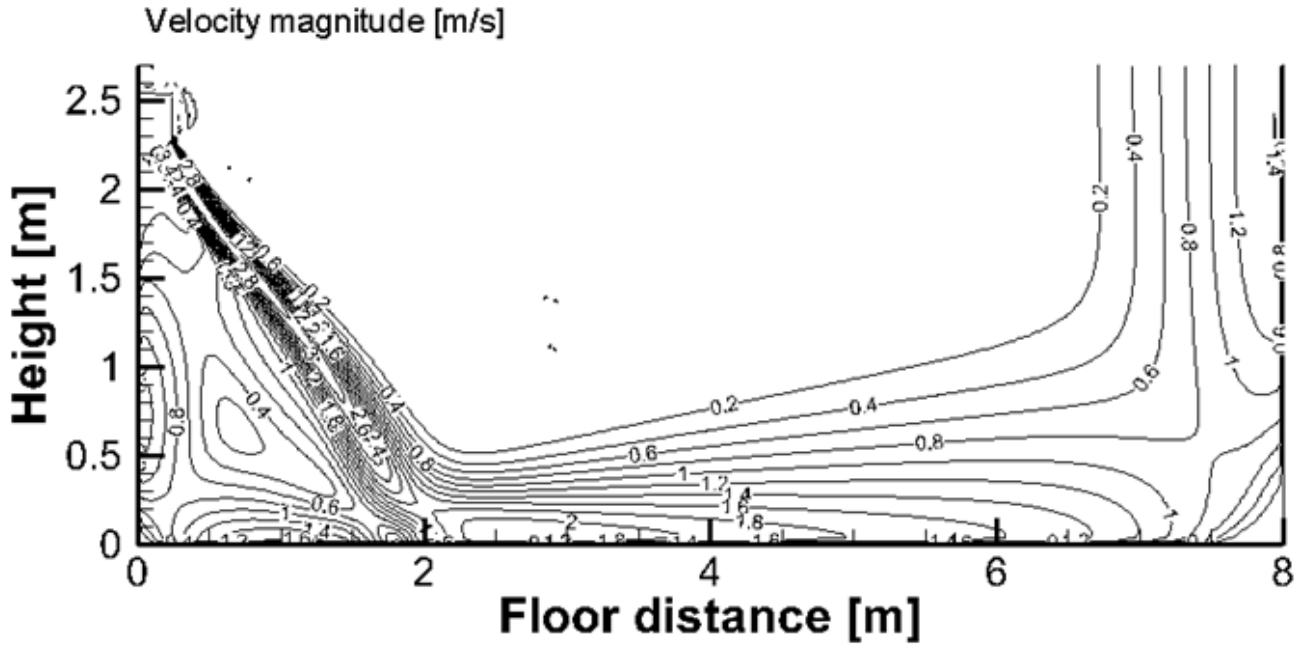
Temperature distributions



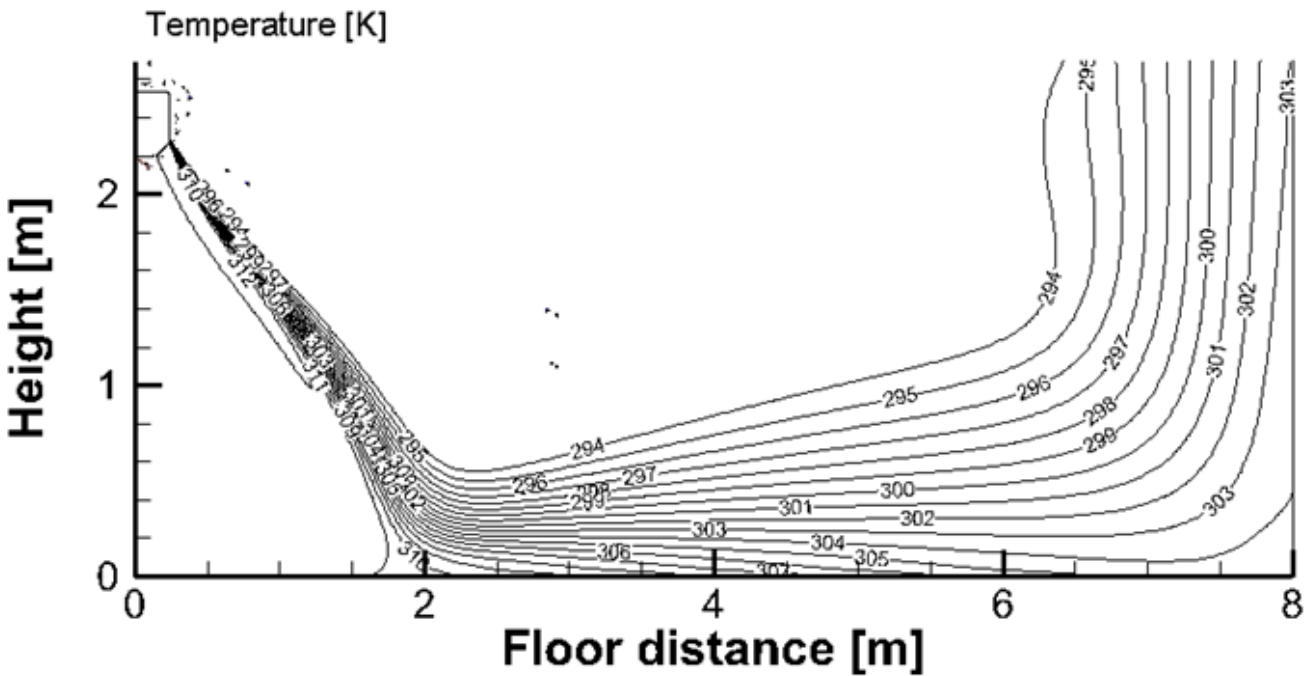
24k-Heating(ID: 20°C/68°F, OD: 7°C/44.6°F)

Discharge Angle 55°

Airflow velocity distributions



Temperature distributions

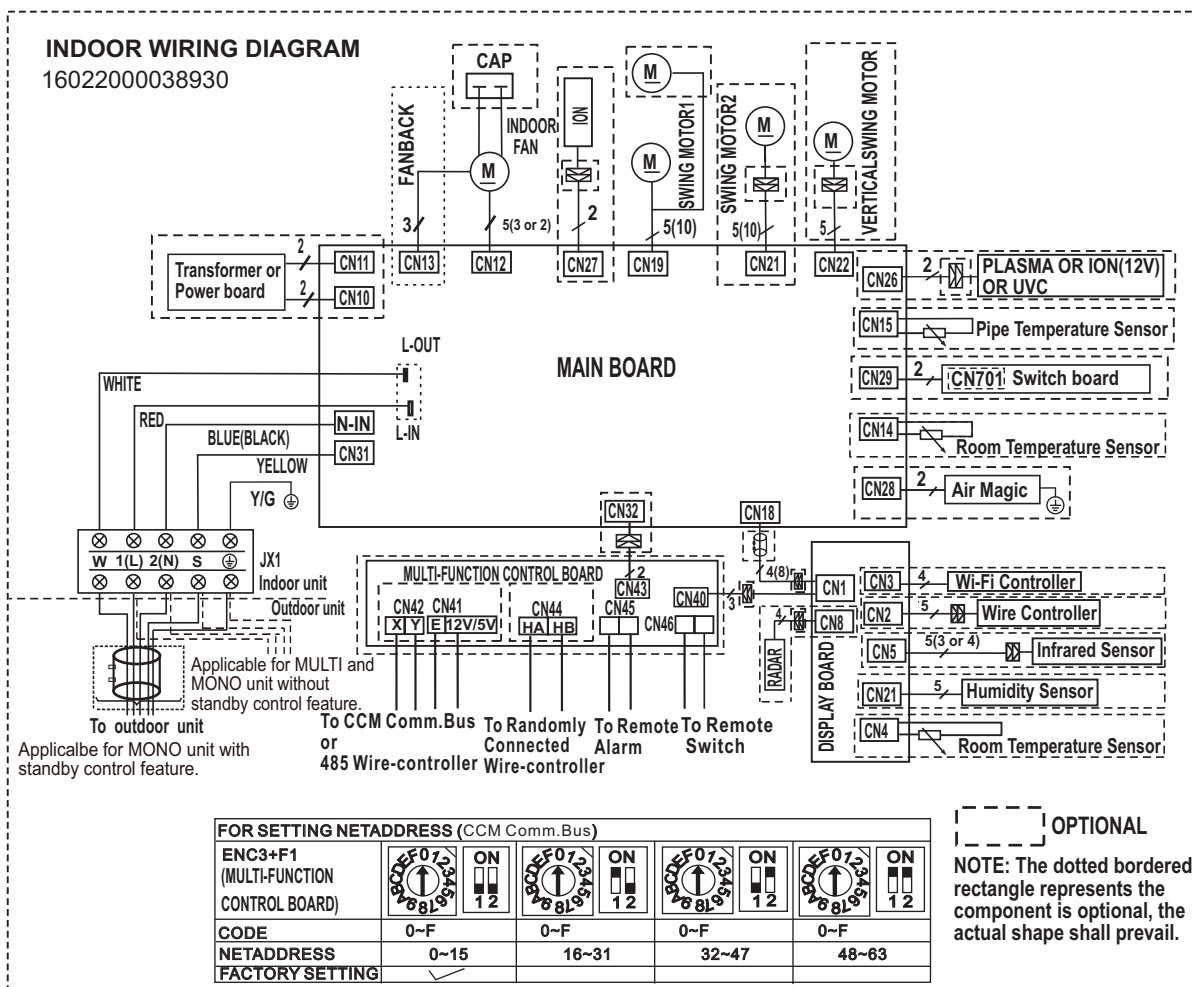


6. Electrical Wiring Diagrams

6.1 Indoor unit

| Abbreviation | Paraphrase |
|--------------|---|
| Y/G | Yellow-Green Conductor |
| ION | Positive and Negative Ion Generator |
| CAP | Capacitor |
| PLASMA | Electronic Dust Collector |
| L | LIVE |
| N | NEUTRAL |
| T1 | Indoor Room Temperature |
| T2 | Coil Temperature of Indoor Heat Exchanger |

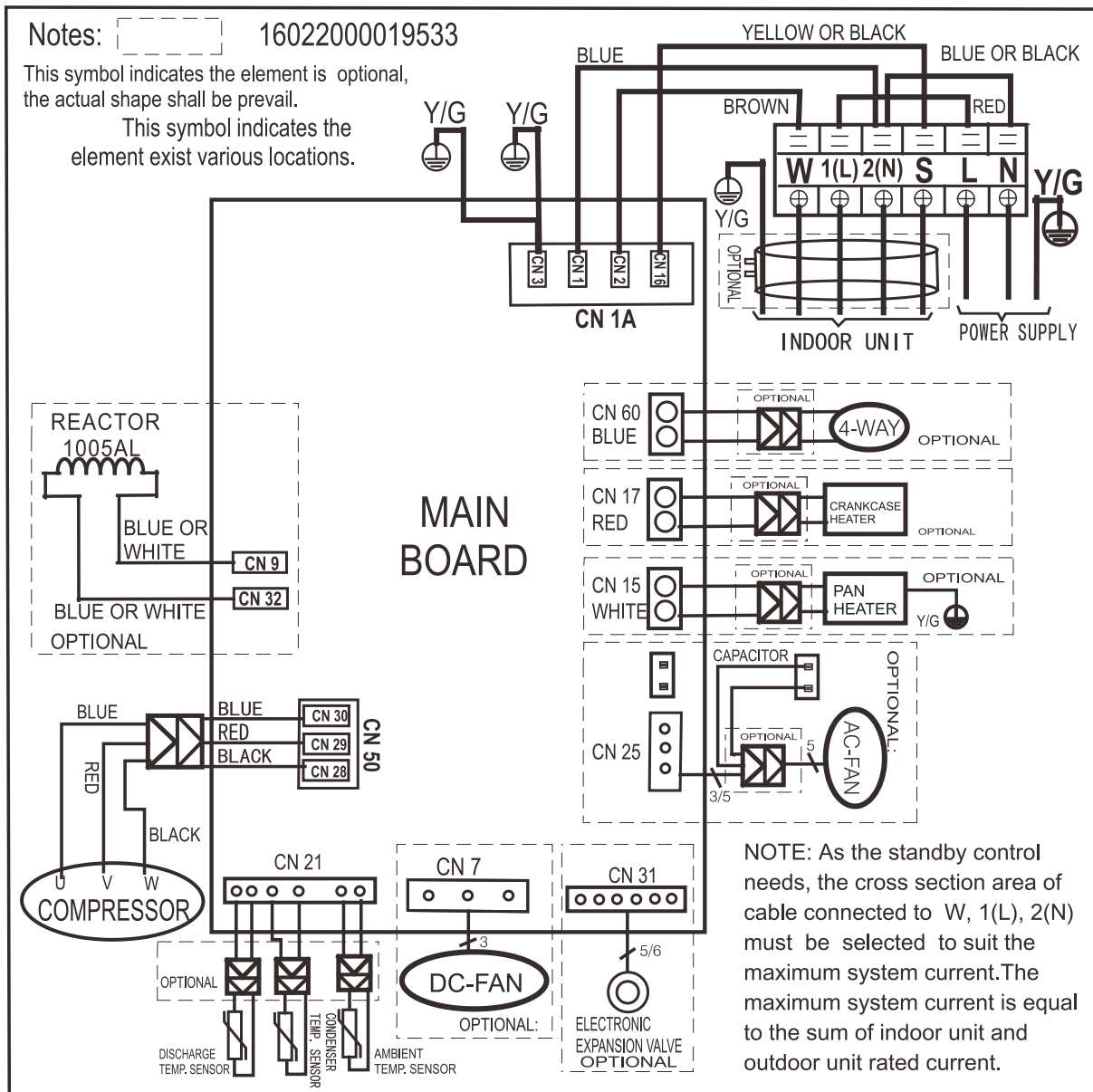
9k, 12k, 18k, 24k



6.2 Outdoor Unit

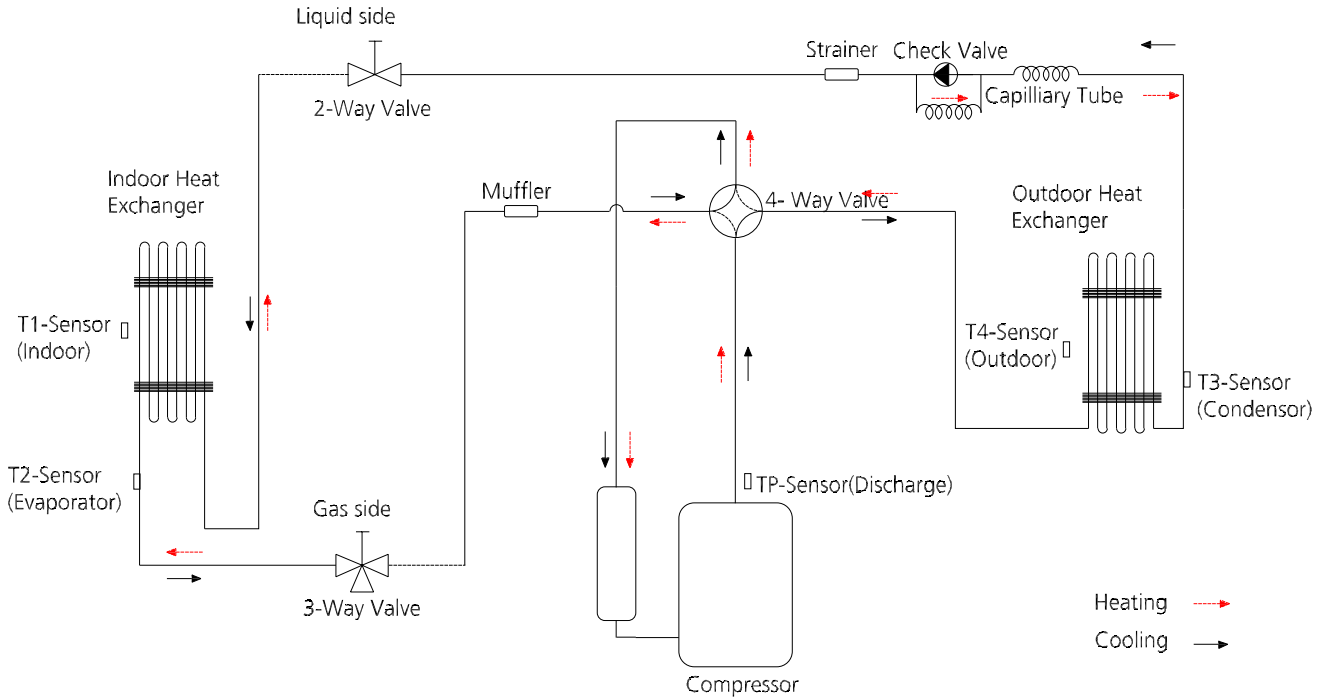
| Abbreviation | Paraphrase |
|--------------|--------------------------------|
| 4-WAY | Gas Valve Assembly/4-WAY VALVE |
| AC-FAN | Alternating Current FAN |
| DC-FAN | Direct Current FAN |
| COMP | Compressor |

9k, 12k, 18k, 24k

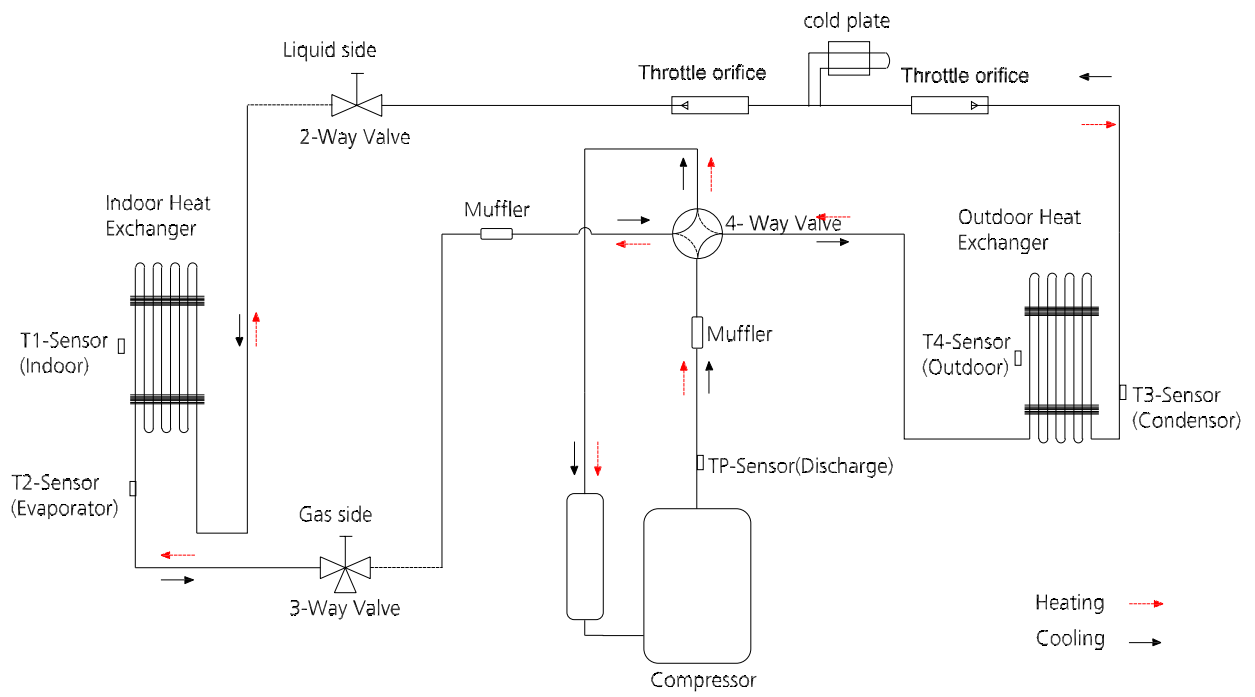


7. Refrigerant Cycle Diagrams

7.1 Heat pump



| Capacity(Btu/h) | Pipe Size (Diameter:ø) mm(inch) | | Piping length (m/ft) | | Elevation (m/ft) | | Additional Refrigerant |
|-----------------|------------------------------------|-----------|----------------------|---------|------------------|---------|------------------------|
| | Gas | Liquid | Rated | Max. | Rated | Max. | |
| 9k/12k | 9.52(3/8) | 6.35(1/4) | 5/16.4 | 25/82 | 0 | 10/32.8 | 12g/m (0.13oz/ft) |
| 18k | 12.7(1/2) | 6.35(1/4) | | 30/98.4 | 0 | 20/65.6 | |



| Capacity(Btu/h) | Pipe Size (Diameter:ø) mm(inch) | | Piping length (m/ft) | | Elevation (m/ft) | | Additional Refrigerant |
|-----------------|------------------------------------|-----------|----------------------|--------|------------------|-------|------------------------|
| | Gas | Liquid | Rated | Max. | Rated | Max. | |
| 24k | 15.9(5/8) | 9.52(3/8) | 5/16.4 | 50/164 | 0 | 25/82 | 24g/m (0.26oz/ft) |

8. Capacity Tables

8.1 Cooling

| | | 9k | | | | | | | | | | | | | | | | |
|----------------------|----------------|------------|------|------|------|------|------|------|------|------|------|------|------|------|------|------|------|------|
| INDOOR AIRFLOW (CMH) | OUTDOOR DB(°C) | ID WB (°C) | 16.0 | | | | 18.0 | | | | 19.0 | | | | 22.0 | | | |
| | | ID DB (°C) | 23.0 | 25.0 | 27.0 | 30.0 | 23.0 | 25.0 | 27.0 | 30.0 | 23.0 | 25.0 | 27.0 | 30.0 | 23.0 | 25.0 | 27.0 | 30.0 |
| | | 375 | -15 | TC | 2.95 | 2.96 | 2.99 | 3.02 | 3.11 | 3.15 | 3.15 | 3.15 | 3.20 | 3.20 | 3.20 | 3.20 | 3.39 | 3.39 |
| | | S/T | 0.70 | 0.79 | 0.87 | 0.96 | 0.56 | 0.64 | 0.72 | 0.80 | 0.50 | 0.58 | 0.66 | 0.73 | 0.35 | 0.42 | 0.49 | 0.57 |
| | | PI | 0.52 | 0.51 | 0.51 | 0.52 | 0.52 | 0.52 | 0.52 | 0.52 | 0.52 | 0.52 | 0.52 | 0.52 | 0.52 | 0.52 | 0.52 | 0.52 |
| | -10 | TC | 2.94 | 2.95 | 2.98 | 3.01 | 3.09 | 3.13 | 3.13 | 3.13 | 3.18 | 3.18 | 3.18 | 3.18 | 3.38 | 3.38 | 3.38 | 3.38 |
| | | S/T | 0.71 | 0.80 | 0.87 | 0.96 | 0.56 | 0.65 | 0.73 | 0.81 | 0.50 | 0.58 | 0.66 | 0.74 | 0.35 | 0.43 | 0.49 | 0.57 |
| | | PI | 0.51 | 0.51 | 0.51 | 0.51 | 0.51 | 0.51 | 0.51 | 0.51 | 0.51 | 0.51 | 0.51 | 0.52 | 0.52 | 0.52 | 0.52 | |
| | -5 | TC | 2.92 | 2.93 | 2.96 | 2.99 | 3.08 | 3.12 | 3.12 | 3.12 | 3.17 | 3.17 | 3.17 | 3.17 | 3.37 | 3.37 | 3.37 | 3.37 |
| | | S/T | 0.71 | 0.80 | 0.88 | 0.97 | 0.57 | 0.65 | 0.73 | 0.81 | 0.51 | 0.59 | 0.66 | 0.74 | 0.35 | 0.43 | 0.50 | 0.58 |
| | | PI | 0.51 | 0.51 | 0.51 | 0.51 | 0.51 | 0.51 | 0.51 | 0.51 | 0.51 | 0.51 | 0.51 | 0.52 | 0.52 | 0.52 | 0.52 | |
| | 0 | TC | 2.91 | 2.91 | 2.94 | 2.97 | 3.07 | 3.11 | 3.11 | 3.11 | 3.16 | 3.16 | 3.16 | 3.16 | 3.37 | 3.37 | 3.37 | 3.37 |
| | | S/T | 0.72 | 0.80 | 0.88 | 0.97 | 0.57 | 0.65 | 0.74 | 0.81 | 0.51 | 0.59 | 0.67 | 0.74 | 0.35 | 0.43 | 0.50 | 0.58 |
| | | PI | 0.51 | 0.51 | 0.51 | 0.51 | 0.52 | 0.52 | 0.52 | 0.52 | 0.52 | 0.52 | 0.52 | 0.52 | 0.52 | 0.52 | 0.52 | |
| | 5 | TC | 2.89 | 2.90 | 2.93 | 2.96 | 3.05 | 3.10 | 3.10 | 3.10 | 3.15 | 3.15 | 3.15 | 3.15 | 3.37 | 3.37 | 3.37 | 3.37 |
| | | S/T | 0.72 | 0.81 | 0.89 | 0.98 | 0.57 | 0.66 | 0.74 | 0.82 | 0.51 | 0.59 | 0.67 | 0.75 | 0.35 | 0.43 | 0.50 | 0.58 |
| | | PI | 0.52 | 0.52 | 0.52 | 0.52 | 0.52 | 0.52 | 0.52 | 0.52 | 0.52 | 0.52 | 0.52 | 0.52 | 0.52 | 0.52 | 0.52 | |
| | 10 | TC | 2.87 | 2.88 | 2.91 | 2.94 | 3.04 | 3.08 | 3.08 | 3.08 | 3.14 | 3.14 | 3.14 | 3.14 | 3.36 | 3.36 | 3.36 | 3.36 |
| | | S/T | 0.72 | 0.81 | 0.89 | 0.98 | 0.57 | 0.66 | 0.74 | 0.82 | 0.51 | 0.59 | 0.67 | 0.75 | 0.36 | 0.44 | 0.50 | 0.58 |
| | | PI | 0.53 | 0.53 | 0.53 | 0.53 | 0.53 | 0.53 | 0.53 | 0.53 | 0.53 | 0.53 | 0.53 | 0.53 | 0.53 | 0.53 | 0.53 | |
| | 15 | TC | 2.85 | 2.86 | 2.89 | 2.92 | 3.02 | 3.06 | 3.06 | 3.06 | 3.12 | 3.12 | 3.12 | 3.12 | 3.35 | 3.35 | 3.35 | 3.35 |
| | | S/T | 0.73 | 0.82 | 0.90 | 0.99 | 0.58 | 0.66 | 0.75 | 0.83 | 0.52 | 0.60 | 0.68 | 0.76 | 0.36 | 0.44 | 0.51 | 0.59 |
| | | PI | 0.54 | 0.54 | 0.54 | 0.54 | 0.54 | 0.54 | 0.54 | 0.54 | 0.54 | 0.54 | 0.54 | 0.54 | 0.54 | 0.54 | 0.54 | |
| | 20 | TC | 2.82 | 2.83 | 2.86 | 2.88 | 2.99 | 3.00 | 3.00 | 3.00 | 3.09 | 3.09 | 3.09 | 3.09 | 3.32 | 3.32 | 3.32 | 3.32 |
| | | S/T | 0.73 | 0.82 | 0.90 | 0.99 | 0.58 | 0.67 | 0.75 | 0.83 | 0.52 | 0.60 | 0.68 | 0.76 | 0.36 | 0.44 | 0.51 | 0.59 |
| | | PI | 0.56 | 0.56 | 0.56 | 0.56 | 0.56 | 0.56 | 0.56 | 0.56 | 0.56 | 0.56 | 0.56 | 0.56 | 0.56 | 0.56 | 0.56 | |
| | 25 | TC | 2.68 | 2.68 | 2.71 | 2.74 | 2.86 | 2.86 | 2.86 | 2.86 | 2.94 | 2.94 | 2.94 | 2.94 | 3.17 | 3.17 | 3.17 | 3.17 |
| | | S/T | 0.74 | 0.83 | 0.92 | 1.00 | 0.59 | 0.68 | 0.76 | 0.85 | 0.52 | 0.60 | 0.69 | 0.77 | 0.36 | 0.44 | 0.52 | 0.60 |
| | | PI | 0.62 | 0.62 | 0.62 | 0.62 | 0.62 | 0.62 | 0.62 | 0.62 | 0.62 | 0.62 | 0.62 | 0.62 | 0.62 | 0.62 | 0.62 | |
| | 30 | TC | 2.57 | 2.57 | 2.60 | 2.62 | 2.71 | 2.71 | 2.71 | 2.71 | 2.80 | 2.80 | 2.80 | 2.80 | 3.03 | 3.03 | 3.03 | 3.03 |
| | | S/T | 0.75 | 0.84 | 0.94 | 1.00 | 0.59 | 0.69 | 0.78 | 0.87 | 0.52 | 0.61 | 0.70 | 0.79 | 0.35 | 0.44 | 0.52 | 0.60 |
| | | PI | 0.68 | 0.68 | 0.68 | 0.68 | 0.68 | 0.68 | 0.68 | 0.68 | 0.68 | 0.68 | 0.68 | 0.68 | 0.69 | 0.69 | 0.69 | |
| | 35 | TC | 2.42 | 2.42 | 2.45 | 2.48 | 2.60 | 2.60 | 2.60 | 2.62 | 2.68 | 2.68 | 2.71 | 2.68 | 2.88 | 2.88 | 2.88 | 2.88 |
| | | S/T | 0.76 | 0.86 | 0.96 | 1.00 | 0.60 | 0.69 | 0.79 | 0.88 | 0.52 | 0.62 | 0.71 | 0.80 | 0.35 | 0.44 | 0.52 | 0.61 |
| | | PI | 0.73 | 0.73 | 0.73 | 0.73 | 0.74 | 0.74 | 0.74 | 0.74 | 0.74 | 0.74 | 0.74 | 0.74 | 0.74 | 0.74 | 0.74 | |
| | 40 | TC | 2.27 | 2.29 | 2.31 | 2.34 | 2.42 | 2.42 | 2.42 | 2.45 | 2.50 | 2.50 | 2.52 | 2.50 | 2.70 | 2.70 | 2.70 | 2.70 |
| | | S/T | 0.78 | 0.89 | 1.00 | 1.00 | 0.61 | 0.72 | 0.82 | 0.92 | 0.53 | 0.63 | 0.74 | 0.84 | 0.34 | 0.44 | 0.54 | 0.63 |
| | | PI | 0.81 | 0.81 | 0.81 | 0.81 | 0.82 | 0.82 | 0.82 | 0.82 | 0.82 | 0.82 | 0.82 | 0.82 | 0.82 | 0.82 | 0.82 | |
| | 46 | TC | 2.12 | 2.15 | 2.17 | 2.20 | 2.23 | 2.23 | 2.23 | 2.26 | 2.32 | 2.32 | 2.32 | 2.32 | 2.52 | 2.52 | 2.52 | 2.52 |
| | | S/T | 0.80 | 0.91 | 1.00 | 1.00 | 0.62 | 0.73 | 0.84 | 0.95 | 0.53 | 0.64 | 0.75 | 0.86 | 0.34 | 0.44 | 0.54 | 0.64 |
| | | PI | 0.91 | 0.91 | 0.91 | 0.91 | 0.91 | 0.91 | 0.91 | 0.91 | 0.91 | 0.91 | 0.91 | 0.91 | 0.92 | 0.92 | 0.92 | |
| | 50 | TC | 1.97 | 2.00 | 2.03 | 2.06 | 2.12 | 2.12 | 2.12 | 2.15 | 2.17 | 2.17 | 2.17 | 2.17 | 2.37 | 2.37 | 2.37 | 2.37 |
| | | S/T | 0.82 | 0.94 | 1.00 | 1.00 | 0.63 | 0.74 | 0.86 | 0.97 | 0.54 | 0.65 | 0.77 | 0.88 | 0.34 | 0.44 | 0.55 | 0.65 |
| | | PI | 0.98 | 0.98 | 0.98 | 0.98 | 0.99 | 0.99 | 0.99 | 0.99 | 0.99 | 0.99 | 0.99 | 0.99 | 1.00 | 1.00 | 1.00 | |

| | | | | | | | | | | | | | | | | | | |
|-----|-----|------|------|------|------|------|------|------|------|------|-------------|-------------|------|------|------|------|------|------|
| 415 | -15 | TC | 3.00 | 3.00 | 3.03 | 3.06 | 3.15 | 3.15 | 3.15 | 3.15 | 3.23 | 3.23 | 3.23 | 3.23 | 3.43 | 3.43 | 3.43 | 3.43 |
| | | S/T | 0.72 | 0.81 | 0.98 | 1.00 | 0.57 | 0.66 | 0.75 | 0.84 | 0.50 | 0.59 | 0.68 | 0.76 | 0.34 | 0.42 | 0.50 | 0.58 |
| | | PI | 0.53 | 0.53 | 0.53 | 0.53 | 0.53 | 0.53 | 0.53 | 0.53 | 0.53 | 0.53 | 0.53 | 0.53 | 0.53 | 0.53 | 0.53 | 0.53 |
| | -10 | TC | 2.98 | 2.98 | 3.01 | 3.04 | 3.13 | 3.13 | 3.13 | 3.13 | 3.21 | 3.21 | 3.21 | 3.21 | 3.41 | 3.41 | 3.41 | 3.41 |
| | | S/T | 0.73 | 0.82 | 0.99 | 1.00 | 0.57 | 0.66 | 0.76 | 0.84 | 0.50 | 0.59 | 0.68 | 0.77 | 0.34 | 0.43 | 0.50 | 0.58 |
| | | PI | 0.52 | 0.52 | 0.52 | 0.52 | 0.52 | 0.52 | 0.52 | 0.52 | 0.53 | 0.53 | 0.53 | 0.53 | 0.53 | 0.53 | 0.53 | 0.53 |
| | -5 | TC | 2.96 | 2.96 | 2.99 | 3.02 | 3.12 | 3.12 | 3.12 | 3.12 | 3.20 | 3.20 | 3.20 | 3.20 | 3.41 | 3.41 | 3.41 | 3.41 |
| | | S/T | 0.73 | 0.82 | 0.99 | 1.00 | 0.58 | 0.66 | 0.76 | 0.85 | 0.51 | 0.59 | 0.68 | 0.77 | 0.34 | 0.43 | 0.51 | 0.59 |
| | | PI | 0.52 | 0.52 | 0.52 | 0.52 | 0.52 | 0.52 | 0.52 | 0.52 | 0.53 | 0.53 | 0.53 | 0.53 | 0.53 | 0.53 | 0.53 | 0.53 |
| | 0 | TC | 2.95 | 2.95 | 2.98 | 3.01 | 3.11 | 3.11 | 3.11 | 3.11 | 3.19 | 3.19 | 3.19 | 3.19 | 3.40 | 3.40 | 3.40 | 3.40 |
| | | S/T | 0.74 | 0.82 | 1.00 | 1.00 | 0.58 | 0.67 | 0.76 | 0.85 | 0.51 | 0.60 | 0.69 | 0.77 | 0.34 | 0.43 | 0.51 | 0.59 |
| | | PI | 0.52 | 0.52 | 0.52 | 0.52 | 0.53 | 0.53 | 0.53 | 0.53 | 0.53 | 0.53 | 0.53 | 0.53 | 0.53 | 0.53 | 0.53 | 0.53 |
| | 5 | TC | 2.93 | 2.93 | 2.96 | 2.99 | 3.10 | 3.10 | 3.10 | 3.10 | 3.18 | 3.18 | 3.18 | 3.18 | 3.40 | 3.40 | 3.40 | 3.40 |
| | | S/T | 0.74 | 0.83 | 1.00 | 1.00 | 0.58 | 0.67 | 0.77 | 0.86 | 0.51 | 0.60 | 0.69 | 0.78 | 0.34 | 0.43 | 0.51 | 0.59 |
| | | PI | 0.53 | 0.53 | 0.53 | 0.53 | 0.53 | 0.53 | 0.53 | 0.53 | 0.53 | 0.53 | 0.53 | 0.53 | 0.53 | 0.53 | 0.53 | 0.53 |
| | 10 | TC | 2.91 | 2.91 | 2.94 | 2.97 | 3.08 | 3.08 | 3.08 | 3.08 | 3.17 | 3.17 | 3.17 | 3.17 | 3.39 | 3.39 | 3.39 | 3.39 |
| | | S/T | 0.74 | 0.83 | 1.00 | 1.00 | 0.58 | 0.67 | 0.77 | 0.86 | 0.51 | 0.60 | 0.69 | 0.78 | 0.35 | 0.44 | 0.51 | 0.59 |
| | | PI | 0.54 | 0.54 | 0.54 | 0.54 | 0.54 | 0.54 | 0.54 | 0.54 | 0.54 | 0.54 | 0.54 | 0.54 | 0.54 | 0.54 | 0.54 | 0.54 |
| 15 | TC | 2.89 | 2.89 | 2.92 | 2.95 | 3.06 | 3.06 | 3.06 | 3.06 | 3.15 | 3.15 | 3.15 | 3.15 | 3.38 | 3.38 | 3.38 | 3.38 | |
| | S/T | 0.75 | 0.84 | 0.94 | 1.00 | 0.59 | 0.68 | 0.78 | 0.87 | 0.52 | 0.61 | 0.70 | 0.79 | 0.35 | 0.44 | 0.52 | 0.60 | |
| | PI | 0.55 | 0.55 | 0.55 | 0.55 | 0.55 | 0.55 | 0.55 | 0.55 | 0.55 | 0.55 | 0.55 | 0.55 | 0.55 | 0.55 | 0.55 | 0.55 | |
| 20 | TC | 2.86 | 2.86 | 2.89 | 2.92 | 3.03 | 3.03 | 3.03 | 3.03 | 3.12 | 3.12 | 3.12 | 3.12 | 3.35 | 3.35 | 3.35 | 3.35 | |
| | S/T | 0.75 | 0.84 | 0.94 | 1.00 | 0.59 | 0.68 | 0.78 | 0.87 | 0.52 | 0.61 | 0.70 | 0.79 | 0.35 | 0.44 | 0.52 | 0.60 | |
| | PI | 0.57 | 0.57 | 0.57 | 0.57 | 0.57 | 0.57 | 0.57 | 0.57 | 0.57 | 0.57 | 0.57 | 0.57 | 0.57 | 0.57 | 0.57 | 0.57 | |
| 25 | TC | 2.74 | 2.74 | 2.77 | 2.80 | 2.92 | 2.92 | 2.92 | 2.92 | 3.00 | 3.00 | 3.00 | 3.00 | 3.20 | 3.20 | 3.20 | 3.20 | |
| | S/T | 0.75 | 0.86 | 0.95 | 1.00 | 0.60 | 0.69 | 0.79 | 0.88 | 0.52 | 0.61 | 0.71 | 0.80 | 0.35 | 0.44 | 0.52 | 0.61 | |
| | PI | 0.63 | 0.63 | 0.63 | 0.63 | 0.63 | 0.63 | 0.63 | 0.63 | 0.63 | 0.63 | 0.63 | 0.63 | 0.63 | 0.63 | 0.63 | 0.63 | |
| 30 | TC | 2.60 | 2.60 | 2.63 | 2.66 | 2.77 | 2.77 | 2.77 | 2.80 | 2.86 | 2.86 | 2.86 | 2.86 | 3.09 | 3.09 | 3.09 | 3.09 | |
| | S/T | 0.77 | 0.88 | 0.98 | 1.00 | 0.60 | 0.70 | 0.80 | 0.90 | 0.52 | 0.62 | 0.72 | 0.82 | 0.35 | 0.44 | 0.53 | 0.62 | |
| | PI | 0.69 | 0.69 | 0.69 | 0.69 | 0.70 | 0.70 | 0.70 | 0.70 | 0.70 | 0.70 | 0.70 | 0.70 | 0.70 | 0.70 | 0.70 | 0.70 | |
| 35 | TC | 2.48 | 2.51 | 2.54 | 2.57 | 2.63 | 2.63 | 2.63 | 2.66 | 2.71 | 2.71 | 2.76 | 2.71 | 2.92 | 2.92 | 2.92 | 2.92 | |
| | S/T | 0.78 | 0.89 | 0.99 | 1.00 | 0.61 | 0.72 | 0.82 | 0.92 | 0.53 | 0.63 | 0.73 | 0.84 | 0.34 | 0.44 | 0.54 | 0.63 | |
| | PI | 0.76 | 0.76 | 0.76 | 0.76 | 0.76 | 0.76 | 0.76 | 0.76 | 0.76 | 0.76 | 0.76 | 0.76 | 0.76 | 0.76 | 0.76 | 0.76 | |
| 40 | TC | 2.32 | 2.35 | 2.38 | 2.40 | 2.46 | 2.46 | 2.46 | 2.49 | 2.53 | 2.53 | 2.56 | 2.55 | 2.73 | 2.73 | 2.73 | 2.73 | |
| | S/T | 0.81 | 0.93 | 1.00 | 1.00 | 0.62 | 0.74 | 0.86 | 0.97 | 0.54 | 0.65 | 0.76 | 0.87 | 0.34 | 0.44 | 0.55 | 0.65 | |
| | PI | 0.83 | 0.83 | 0.83 | 0.83 | 0.83 | 0.83 | 0.83 | 0.83 | 0.83 | 0.83 | 0.84 | 0.83 | 0.84 | 0.84 | 0.84 | 0.84 | |
| 46 | TC | 2.15 | 2.18 | 2.20 | 2.23 | 2.29 | 2.29 | 2.29 | 2.32 | 2.35 | 2.35 | 2.35 | 2.38 | 2.55 | 2.55 | 2.55 | 2.55 | |
| | S/T | 0.82 | 0.95 | 1.00 | 1.00 | 0.63 | 0.75 | 0.87 | 0.99 | 0.54 | 0.66 | 0.78 | 0.89 | 0.34 | 0.44 | 0.55 | 0.66 | |
| | PI | 0.93 | 0.93 | 0.93 | 0.93 | 0.93 | 0.93 | 0.93 | 0.93 | 0.93 | 0.93 | 0.93 | 0.93 | 0.94 | 0.94 | 0.94 | 0.94 | |
| 50 | TC | 2.00 | 2.03 | 2.06 | 2.09 | 2.15 | 2.15 | 2.18 | 2.20 | 2.20 | 2.20 | 2.23 | 2.23 | 2.40 | 2.40 | 2.40 | 2.40 | |
| | S/T | 0.85 | 0.98 | 1.00 | 1.00 | 0.64 | 0.77 | 0.89 | 1.00 | 0.55 | 0.67 | 0.80 | 0.92 | 0.33 | 0.45 | 0.56 | 0.91 | |
| | PI | 1.00 | 1.00 | 1.00 | 1.00 | 1.01 | 1.01 | 1.01 | 1.01 | 1.01 | 1.01 | 1.01 | 1.01 | 1.02 | 1.02 | 1.02 | 1.02 | |
| 510 | -15 | TC | 3.06 | 3.09 | 3.12 | 3.15 | 3.21 | 3.21 | 3.21 | 3.24 | 3.29 | 3.29 | 3.29 | 3.29 | 3.49 | 3.49 | 3.49 | 3.49 |
| | | S/T | 0.76 | 0.88 | 1.00 | 1.00 | 0.60 | 0.70 | 0.81 | 0.98 | 0.51 | 0.62 | 0.72 | 0.83 | 0.33 | 0.42 | 0.52 | 0.62 |
| | | PI | 0.53 | 0.53 | 0.53 | 0.53 | 0.53 | 0.53 | 0.53 | 0.53 | 0.54 | 0.54 | 0.54 | 0.54 | 0.54 | 0.54 | 0.54 | 0.54 |
| | -10 | TC | 3.04 | 3.07 | 3.10 | 3.13 | 3.19 | 3.19 | 3.19 | 3.22 | 3.27 | 3.27 | 3.27 | 3.27 | 3.47 | 3.47 | 3.47 | 3.47 |
| | | S/T | 0.77 | 0.88 | 1.00 | 1.00 | 0.60 | 0.71 | 0.82 | 0.98 | 0.51 | 0.62 | 0.73 | 0.83 | 0.33 | 0.43 | 0.52 | 0.62 |
| | | PI | 0.53 | 0.53 | 0.53 | 0.53 | 0.53 | 0.53 | 0.53 | 0.53 | 0.53 | 0.53 | 0.53 | 0.53 | 0.54 | 0.54 | 0.54 | 0.54 |
| | -5 | TC | 3.02 | 3.05 | 3.08 | 3.11 | 3.18 | 3.18 | 3.18 | 3.21 | 3.26 | 3.26 | 3.26 | 3.26 | 3.46 | 3.46 | 3.46 | 3.46 |
| | | S/T | 0.77 | 0.89 | 1.00 | 1.00 | 0.60 | 0.71 | 0.82 | 0.99 | 0.52 | 0.62 | 0.73 | 0.84 | 0.33 | 0.43 | 0.53 | 0.62 |
| | | PI | 0.53 | 0.53 | 0.53 | 0.53 | 0.53 | 0.53 | 0.53 | 0.53 | 0.53 | 0.53 | 0.53 | 0.53 | 0.54 | 0.54 | 0.54 | 0.54 |
| | 0 | TC | 3.01 | 3.04 | 3.07 | 3.10 | 3.17 | 3.17 | 3.17 | 3.20 | 3.25 | 3.25 | 3.25 | 3.25 | 3.46 | 3.46 | 3.46 | 3.46 |
| | | S/T | 0.77 | 0.89 | 1.00 | 1.00 | 0.61 | 0.72 | 0.82 | 0.99 | 0.52 | 0.63 | 0.74 | 0.84 | 0.33 | 0.43 | 0.53 | 0.63 |
| | | PI | 0.53 | 0.53 | 0.53 | 0.53 | 0.53 | 0.53 | 0.53 | 0.53 | 0.54 | 0.54 | 0.54 | 0.54 | 0.54 | 0.54 | 0.54 | 0.54 |
| | 5 | TC | 2.99 | 3.02 | 3.05 | 3.08 | 3.16 | 3.16 | 3.16 | 3.19 | 3.24 | 3.24 | 3.24 | 3.24 | 3.46 | 3.46 | 3.46 | 3.46 |
| | | S/T | 0.78 | 0.90 | 1.00 | 1.00 | 0.61 | 0.72 | 0.83 | 1.00 | 0.52 | 0.63 | 0.74 | 0.85 | 0.33 | 0.43 | 0.53 | 0.63 |
| | | PI | 0.54 | 0.54 | 0.54 | 0.54 | 0.54 | 0.54 | 0.54 | 0.54 | 0.54 | 0.54 | 0.54 | 0.54 | 0.54 | 0.54 | 0.54 | 0.54 |
| | 10 | TC | 2.97 | 3.00 | 3.03 | 3.06 | 3.14 | 3.14 | 3.14 | 3.17 | 3.23 | 3.23 | 3.23 | 3.23 | 3.45 | 3.45 | 3.45 | 3.45 |
| | | S/T | 0.78 | 0.90 | 1.00 | 1.00 | 0.61 | 0.72 | 0.83 | 1.00 | 0.52 | 0.63 | 0.74 | 0.85 | 0.34 | 0.44 | 0.53 | 0.63 |
| | | PI | 0.55 | 0.55 | 0.55 | 0.55 | 0.55 | 0.55 | 0.55 | 0.55 | 0.55 | 0.55 | 0.55 | 0.55 | 0.55 | 0.55 | 0.55 | 0.55 |
| 15 | TC | 2.95 | 2.98 | 3.01 | 3.04 | 3.12 | 3.12 | 3.12 | 3.15 | 3.21 | 3.21 | 3.21 | 3.21 | 3.44 | 3.44 | 3.44 | 3.44 | |
| | S/T | 0.79 | 0.91 | 1.00 | 1.00 | 0.62 | 0.73 | 0.84 | 0.95 | 0.53 | 0.64 | 0.75 | 0.86 | 0.34 | 0.44 | 0.54 | 0.64 | |
| | PI | 0.56 | 0.56 | 0.56 | 0.56 | 0.56 | 0.56 | 0.56 | 0.56 | 0.56 | 0.56 | 0.56 | 0.56 | 0.56 | 0.56 | 0.56 | 0.56 | |
| 20 | TC | 2.92 | 2.94 | 2.97 | 3.00 | 3.09 | 3.09 | 3.09 | 3.12 | 3.18 | 3.18 | 3.18 | 3.18 | 3.41 | 3.41 | 3.41 | 3.41 | |
| | S/T | 0.79 | 0.91 | 1.00 | 1.00 | 0.62 | 0.73 | 0.84 | 0.95 | 0.53 | 0.64 | 0.75 | 0.86 | 0.34 | 0.44 | 0.54 | 0.64 | |
| | PI | 0.58 | 0.58 | 0.58 | 0.58 | 0.58 | 0.58 | 0.58 | 0.58 | 0.58 | 0.58 | 0.58 | 0.58 | 0.58 | 0.58 | 0.58 | 0.58 | |
| 25 | TC | 2.77 | 2.80 | 2.83 | 2.86 | 2.94 | 2.94 | 2.94 | 2.97 | 3.03 | 3.03 | 3.03 | 3.03 | 3.26 | 3.26 | 3.26 | 3.26 | |
| | S/T | 0.81 | 0.93 | 1.00 | 1.00 | 0.62 | 0.74 | 0.86 | 0.97 | 0.54 | 0.65 | 0.76 | 0.88 | 0.34 | 0.44 | 0.55 | 0.65 | |
| | PI | 0.65 | 0.65 | 0.65 | 0.65 | 0.64 | 0.64 | 0.64 | 0.64 | 0.64 | 0.64 | 0.64 | 0.64 | 0.65 | 0.65 | 0.65 | 0.65 | |
| 30 | TC | 2.66 | 2.68 | 2.71 | 2.74 | 2.80 | 2.80 | 2.80 | 2.83 | 2.89 | 2.89 | 2.89 | 2.92 | 3.12 | 3.12 | 3.12 | 3.12 | |
| | S/T | 0.82 | 0.95 | 1.00 | 1.00 | 0.63 | 0.75 | 0.88 | 1.00 | 0.54 | 0.66 | 0.78 | 0.89 | 0.34 | 0.45 | 0.56 | 0.67 | |
| | PI | 0.71 | 0.71 | 0.71 | 0.71 | 0.71 | 0.71 | 0.71 | 0.71 | 0.71 | 0.71 | 0.71 | 0.71 | 0.71 | 0.71 | 0.71 | 0.71 | |
| 35 | TC | 2.51 | 2.54 | 2.57 | 2.60 | 2.68 | 2.68 | 2.71 | 2.74 | 2.77 | 2.80 | 2.83 | 2.97 | 2.97 | 2.97 | 2.97 | 2.97 | |
| | S/T | 0.84 | 0.97 | 1.00 | 1.00 | 0.64 | 0.77 | 0.89 | 1.00 | 0.55 | 0.67 | 0.79 | 0.91 | 0.33 | 0.45 | 0.56 | 0.68 | |
| | PI | 0.77 | 0.77 | 0.77 | 0.77 | 0.78 | 0.78 | 0.78 | 0.78 | 0.78 | 0.78 | 0.78 | 0.78 | 0.78 | 0.78 | 0.78 | 0.78 | |
| 40 | TC | 2.35 | 2.38 | 2.40 | 2.43 | 2.51 | 2.51 | 2.53 | 2.56 | 2.59 | 2.61 | 2.64 | 2.79 | 2.79 | 2.79 | 2.79 | 2.79 | |
| | S/T | 0.88 | 1.00 | 1.00 | 1.00 | 0.66 | 0.80 | 0.94 | 1.00 | 0.56 | 0.70 | 0.83 | 0.96 | 0.33 | 0.45 | 0.58 | 0.90 | |
| | PI | 0.84 | 0.84 | 0.84 | 0.84 | 0.8 | | | | | | | | | | | | |

| | | 12k | | | | | | | | | | | | | | | | | |
|----------------------|---------------|-----------|------|------|------|------|------|------|------|------|------|------|------|------|------|------|------|------|------|
| INDOOR AIRFLOW (CMH) | OUTDOOR DB(C) | ID WB (C) | 16.0 | | | | 18.0 | | | | 19.0 | | | | 22.0 | | | | |
| | | ID DB (C) | 23.0 | 25.0 | 27.0 | 30.0 | 23.0 | 25.0 | 27.0 | 30.0 | 23.0 | 25.0 | 27.0 | 30.0 | 23.0 | 25.0 | 27.0 | 30.0 | |
| 380 | -15 | TC | 3.74 | 3.75 | 3.75 | 3.78 | 3.94 | 4.04 | 4.04 | 4.04 | 4.03 | 4.03 | 4.03 | 4.03 | 4.28 | 4.28 | 4.28 | 4.28 | |
| | | S/T | 0.67 | 0.73 | 0.80 | 0.87 | 0.55 | 0.62 | 0.68 | 0.74 | 0.49 | 0.56 | 0.62 | 0.69 | 0.37 | 0.42 | 0.48 | 0.54 | |
| | | PI | 0.74 | 0.74 | 0.74 | 0.74 | 0.74 | 0.74 | 0.74 | 0.74 | 0.74 | 0.74 | 0.74 | 0.74 | 0.73 | 0.73 | 0.73 | 0.73 | |
| | -10 | TC | 3.72 | 3.73 | 3.73 | 3.76 | 3.91 | 4.02 | 4.02 | 4.02 | 4.01 | 4.01 | 4.01 | 4.01 | 4.26 | 4.26 | 4.26 | 4.26 | |
| | | S/T | 0.67 | 0.74 | 0.81 | 0.87 | 0.55 | 0.62 | 0.68 | 0.75 | 0.49 | 0.56 | 0.62 | 0.69 | 0.37 | 0.43 | 0.49 | 0.54 | |
| | | PI | 0.74 | 0.74 | 0.74 | 0.74 | 0.74 | 0.74 | 0.74 | 0.74 | 0.74 | 0.74 | 0.74 | 0.74 | 0.73 | 0.73 | 0.73 | 0.73 | |
| | -5 | TC | 3.70 | 3.71 | 3.71 | 3.74 | 3.90 | 4.01 | 4.01 | 4.01 | 4.00 | 4.00 | 4.00 | 4.00 | 4.25 | 4.25 | 4.25 | 4.25 | |
| | | S/T | 0.67 | 0.74 | 0.81 | 0.88 | 0.56 | 0.62 | 0.68 | 0.75 | 0.50 | 0.57 | 0.62 | 0.69 | 0.37 | 0.43 | 0.49 | 0.55 | |
| | | PI | 0.73 | 0.73 | 0.73 | 0.74 | 0.74 | 0.74 | 0.74 | 0.74 | 0.74 | 0.74 | 0.74 | 0.74 | 0.74 | 0.74 | 0.74 | 0.74 | |
| | 0 | TC | 3.68 | 3.69 | 3.69 | 3.72 | 3.88 | 3.99 | 3.99 | 3.99 | 3.99 | 3.99 | 3.99 | 3.99 | 4.25 | 4.25 | 4.25 | 4.25 | |
| | | S/T | 0.68 | 0.74 | 0.81 | 0.88 | 0.56 | 0.62 | 0.69 | 0.75 | 0.50 | 0.57 | 0.63 | 0.70 | 0.37 | 0.43 | 0.49 | 0.55 | |
| | | PI | 0.74 | 0.74 | 0.74 | 0.74 | 0.74 | 0.74 | 0.74 | 0.74 | 0.74 | 0.74 | 0.74 | 0.74 | 0.74 | 0.74 | 0.74 | 0.74 | |
| | 5 | TC | 3.66 | 3.67 | 3.67 | 3.70 | 3.87 | 3.98 | 3.98 | 3.98 | 3.97 | 3.97 | 3.97 | 3.97 | 4.25 | 4.25 | 4.25 | 4.25 | |
| | | S/T | 0.68 | 0.75 | 0.82 | 0.89 | 0.56 | 0.63 | 0.69 | 0.76 | 0.50 | 0.57 | 0.63 | 0.70 | 0.37 | 0.43 | 0.49 | 0.55 | |
| | | PI | 0.74 | 0.74 | 0.74 | 0.74 | 0.75 | 0.75 | 0.75 | 0.75 | 0.75 | 0.75 | 0.75 | 0.75 | 0.74 | 0.74 | 0.74 | 0.74 | |
| | 10 | TC | 3.64 | 3.65 | 3.65 | 3.68 | 3.85 | 3.96 | 3.96 | 3.96 | 3.96 | 3.96 | 3.96 | 3.96 | 4.23 | 4.23 | 4.23 | 4.23 | |
| | | S/T | 0.68 | 0.75 | 0.82 | 0.89 | 0.56 | 0.63 | 0.69 | 0.76 | 0.50 | 0.57 | 0.63 | 0.70 | 0.38 | 0.44 | 0.50 | 0.55 | |
| | | PI | 0.76 | 0.76 | 0.76 | 0.76 | 0.76 | 0.76 | 0.76 | 0.76 | 0.76 | 0.76 | 0.76 | 0.76 | 0.75 | 0.75 | 0.75 | 0.75 | |
| | 15 | TC | 3.61 | 3.62 | 3.62 | 3.65 | 3.83 | 3.93 | 3.93 | 3.93 | 3.93 | 3.93 | 3.93 | 3.93 | 4.22 | 4.22 | 4.22 | 4.22 | |
| | | S/T | 0.69 | 0.76 | 0.83 | 0.90 | 0.57 | 0.63 | 0.70 | 0.77 | 0.51 | 0.58 | 0.64 | 0.71 | 0.38 | 0.44 | 0.50 | 0.56 | |
| | | PI | 0.78 | 0.78 | 0.78 | 0.78 | 0.78 | 0.78 | 0.78 | 0.78 | 0.78 | 0.78 | 0.78 | 0.78 | 0.77 | 0.77 | 0.77 | 0.77 | |
| | 20 | TC | 3.57 | 3.58 | 3.58 | 3.61 | 3.79 | 3.78 | 3.78 | 3.78 | 3.89 | 3.89 | 3.89 | 3.89 | 4.18 | 4.18 | 4.18 | 4.18 | |
| | | S/T | 0.69 | 0.76 | 0.83 | 0.90 | 0.57 | 0.64 | 0.70 | 0.77 | 0.51 | 0.58 | 0.64 | 0.71 | 0.38 | 0.44 | 0.50 | 0.56 | |
| | | PI | 0.80 | 0.80 | 0.80 | 0.80 | 0.80 | 0.80 | 0.80 | 0.80 | 0.80 | 0.80 | 0.80 | 0.80 | 0.79 | 0.79 | 0.79 | 0.79 | |
| | 25 | TC | 3.41 | 3.41 | 3.41 | 3.44 | 3.61 | 3.61 | 3.61 | 3.61 | 3.72 | 3.72 | 3.72 | 3.72 | 4.01 | 4.01 | 4.01 | 4.01 | |
| | | S/T | 0.70 | 0.77 | 0.85 | 0.92 | 0.57 | 0.64 | 0.71 | 0.78 | 0.51 | 0.58 | 0.65 | 0.72 | 0.38 | 0.44 | 0.50 | 0.57 | |
| | | PI | 0.88 | 0.88 | 0.88 | 0.88 | 0.88 | 0.88 | 0.88 | 0.88 | 0.88 | 0.88 | 0.88 | 0.88 | 0.88 | 0.88 | 0.88 | 0.88 | |
| | 30 | TC | 3.24 | 3.24 | 3.24 | 3.26 | 3.46 | 3.46 | 3.46 | 3.46 | 3.55 | 3.55 | 3.55 | 3.55 | 3.84 | 3.84 | 3.84 | 3.84 | |
| | | S/T | 0.70 | 0.78 | 0.86 | 0.94 | 0.57 | 0.65 | 0.72 | 0.79 | 0.51 | 0.58 | 0.66 | 0.73 | 0.37 | 0.44 | 0.50 | 0.57 | |
| | | PI | 0.97 | 0.97 | 0.97 | 0.97 | 0.97 | 0.97 | 0.97 | 0.97 | 0.97 | 0.97 | 0.97 | 0.97 | 0.98 | 0.98 | 0.98 | 0.98 | |
| | 35 | TC | 3.09 | 3.09 | 3.09 | 3.12 | 3.29 | 3.29 | 3.29 | 3.29 | 3.38 | 3.38 | 3.38 | 3.38 | 3.64 | 3.64 | 3.64 | 3.64 | |
| | | S/T | 0.71 | 0.79 | 0.88 | 0.95 | 0.58 | 0.65 | 0.73 | 0.81 | 0.51 | 0.59 | 0.66 | 0.74 | 0.37 | 0.44 | 0.51 | 0.58 | |
| | | PI | 1.06 | 1.06 | 1.06 | 1.06 | 1.07 | 1.07 | 1.07 | 1.07 | 1.07 | 1.07 | 1.07 | 1.07 | 1.08 | 1.08 | 1.08 | 1.08 | |
| | 40 | TC | 2.89 | 2.89 | 2.91 | 2.94 | 3.08 | 3.08 | 3.08 | 3.08 | 3.17 | 3.17 | 3.20 | 3.17 | 3.42 | 3.42 | 3.42 | 3.42 | |
| | | S/T | 0.73 | 0.82 | 0.91 | 0.99 | 0.58 | 0.67 | 0.75 | 0.84 | 0.52 | 0.60 | 0.68 | 0.76 | 0.36 | 0.44 | 0.51 | 0.59 | |
| | | PI | 1.17 | 1.17 | 1.17 | 1.17 | 1.17 | 1.17 | 1.17 | 1.17 | 1.18 | 1.18 | 1.18 | 1.18 | 1.19 | 1.19 | 1.19 | 1.19 | |
| | 46 | TC | 2.68 | 2.68 | 2.71 | 2.73 | 2.85 | 2.85 | 2.85 | 2.85 | 2.93 | 2.93 | 2.93 | 2.93 | 3.19 | 3.19 | 3.19 | 3.19 | |
| | | S/T | 0.74 | 0.83 | 0.92 | 1.00 | 0.59 | 0.68 | 0.76 | 0.85 | 0.52 | 0.60 | 0.69 | 0.78 | 0.36 | 0.44 | 0.52 | 0.59 | |
| | | PI | 1.30 | 1.30 | 1.30 | 1.30 | 1.30 | 1.30 | 1.30 | 1.30 | 1.31 | 1.31 | 1.31 | 1.31 | 1.32 | 1.32 | 1.32 | 1.32 | |
| | 50 | TC | 2.51 | 2.51 | 2.53 | 2.56 | 2.68 | 2.68 | 2.68 | 2.68 | 2.76 | 2.76 | 2.76 | 2.76 | 3.02 | 3.02 | 3.02 | 3.02 | |
| | | S/T | 0.75 | 0.85 | 0.95 | 1.00 | 0.59 | 0.69 | 0.78 | 0.88 | 0.52 | 0.61 | 0.70 | 0.79 | 0.35 | 0.44 | 0.52 | 0.60 | |
| | | PI | 1.41 | 1.41 | 1.41 | 1.41 | 1.41 | 1.41 | 1.41 | 1.41 | 1.42 | 1.42 | 1.42 | 1.42 | 1.43 | 1.43 | 1.43 | 1.43 | |
| | 420 | -15 | TC | 3.87 | 3.87 | 3.87 | 3.90 | 4.04 | 4.04 | 4.04 | 4.04 | 4.14 | 4.14 | 4.14 | 4.14 | 4.42 | 4.42 | 4.42 | 4.42 |
| | | | S/T | 0.68 | 0.75 | 0.98 | 1.00 | 0.55 | 0.63 | 0.70 | 0.76 | 0.49 | 0.56 | 0.63 | 0.70 | 0.36 | 0.42 | 0.48 | 0.55 |
| | | | PI | 0.76 | 0.76 | 0.76 | 0.76 | 0.75 | 0.75 | 0.75 | 0.75 | 0.75 | 0.75 | 0.75 | 0.75 | 0.75 | 0.75 | 0.75 | 0.75 |
| | | -10 | TC | 3.84 | 3.84 | 3.84 | 3.87 | 4.02 | 4.02 | 4.02 | 4.02 | 4.12 | 4.12 | 4.12 | 4.12 | 4.41 | 4.41 | 4.41 | 4.41 |
| | | | S/T | 0.68 | 0.76 | 0.99 | 1.00 | 0.55 | 0.63 | 0.70 | 0.77 | 0.49 | 0.56 | 0.63 | 0.70 | 0.36 | 0.43 | 0.49 | 0.55 |
| | | | PI | 0.75 | 0.75 | 0.75 | 0.75 | 0.75 | 0.75 | 0.75 | 0.75 | 0.75 | 0.75 | 0.75 | 0.75 | 0.75 | 0.75 | 0.75 | 0.75 |
| -5 | | TC | 3.82 | 3.82 | 3.82 | 3.85 | 4.01 | 4.01 | 4.01 | 4.01 | 4.11 | 4.11 | 4.11 | 4.11 | 4.39 | 4.39 | 4.39 | 4.39 | |
| | | S/T | 0.68 | 0.76 | 0.99 | 1.00 | 0.56 | 0.63 | 0.70 | 0.77 | 0.50 | 0.57 | 0.63 | 0.70 | 0.36 | 0.43 | 0.49 | 0.56 | |
| | | PI | 0.75 | 0.75 | 0.75 | 0.75 | 0.75 | 0.75 | 0.75 | 0.75 | 0.75 | 0.75 | 0.75 | 0.75 | 0.75 | 0.75 | 0.75 | 0.75 | |
| 0 | | TC | 3.80 | 3.80 | 3.80 | 3.83 | 3.99 | 3.99 | 3.99 | 3.99 | 4.10 | 4.10 | 4.10 | 4.10 | 4.39 | 4.39 | 4.39 | 4.39 | |
| | | S/T | 0.69 | 0.76 | 1.00 | 1.00 | 0.56 | 0.64 | 0.71 | 0.77 | 0.50 | 0.57 | 0.64 | 0.71 | 0.36 | 0.43 | 0.49 | 0.56 | |
| | | PI | 0.75 | 0.75 | 0.75 | 0.75 | 0.75 | 0.75 | 0.75 | 0.75 | 0.75 | 0.75 | 0.75 | 0.75 | 0.76 | 0.76 | 0.76 | 0.76 | |
| 5 | | TC | 3.78 | 3.78 | 3.78 | 3.81 | 3.98 | 3.98 | 3.98 | 3.98 | 4.08 | 4.08 | 4.08 | 4.08 | 4.39 | 4.39 | 4.39 | 4.39 | |
| | | S/T | 0.69 | 0.77 | 1.00 | 1.00 | 0.56 | 0.64 | 0.71 | 0.78 | 0.50 | 0.57 | 0.64 | 0.71 | 0.36 | 0.43 | 0.49 | 0.56 | |
| | | PI | 0.76 | 0.76 | 0.76 | 0.76 | 0.75 | 0.75 | 0.75 | 0.75 | 0.76 | 0.76 | 0.76 | 0.76 | 0.76 | 0.76 | 0.76 | 0.76 | |
| 10 | | TC | 3.76 | 3.76 | 3.76 | 3.79 | 3.96 | 3.96 | 3.96 | 3.96 | 4.07 | 4.07 | 4.07 | 4.07 | 4.38 | 4.38 | 4.38 | 4.38 | |
| | | S/T | 0.69 | 0.77 | 1.00 | 1.00 | 0.56 | 0.64 | 0.71 | 0.78 | 0.50 | 0.57 | 0.64 | 0.71 | 0.37 | 0.44 | 0.50 | 0.56 | |
| | | PI | 0.77 | 0.77 | 0.77 | 0.77 | 0.77 | 0.77 | 0.77 | 0.77 | 0.77 | 0.77 | 0.77 | 0.77 | 0.77 | 0.77 | 0.77 | 0.77 | |
| 15 | | TC | 3.73 | 3.73 | 3.73 | 3.76 | 3.93 | 3.93 | 3.93 | 3.93 | 4.04 | 4.04 | 4.04 | 4.04 | 4.36 | 4.36 | 4.36 | 4.36 | |
| | | S/T | 0.70 | 0.78 | 0.85 | 0.93 | 0.57 | 0.65 | 0.72 | 0.79 | 0.51 | 0.58 | 0.65 | 0.72 | 0.37 | 0.44 | 0.50 | 0.57 | |
| | | PI | 0.79 | 0.79 | 0.79 | 0.79 | 0.78 | 0.78 | 0.78 | 0.78 | 0.79 | 0.79 | 0.79 | 0.79 | 0.79 | 0.79 | 0.79 | 0.79 | |
| 20 | | TC | 3.69 | 3.69 | 3.69 | 3.72 | 3.89 | 3.89 | 3.89 | 3.89 | 4.00 | 4.00 | 4.00 | 4.00 | 4.32 | 4.32 | 4.32 | 4.32 | |
| | | S/T | 0.70 | 0.78 | 0.85 | 0.93 | 0.57 | 0.65 | 0.72 | 0.79 | 0.51 | 0.58 | 0.65 | 0.72 | 0.37 | 0.44 | 0.50 | 0.57 | |
| | | PI | 0.82 | 0.82 | 0.82 | 0.82 | 0.81 | 0.81 | 0.81 | 0.81 | 0.81 | 0.81 | 0.81 | 0.81 | 0.81 | 0.81 | 0.81 | 0.81 | |
| 25 | | TC | 3.51 | 3.51 | 3.51 | 3.54 | 3.72 | 3.72 | 3.72 | 3.72 | 3.83 | 3.83 | 3.83 | 3.83 | 4.12 | 4.12 | 4.12 | 4.12 | |
| | | S/T | 0.71 | 0.79 | 0.87 | 0.95 | 0.58 | 0.65 | 0.73 | 0.80 | 0.51 | 0.59 | 0.66 | 0.73 | 0.37 | 0.44 | 0.51 | 0.57 | |
| | | PI | 0.90 | 0.90 | 0.90 | 0.90 | 0.90 | 0.90 | 0.90 | 0.90 | 0.90 | 0.90 | 0.90 | 0.90 | 0.90 | 0.90 | 0.90 | 0.90 | |
| 30 | | TC | 3.34 | 3.34 | 3.37 | 3.40 | 3.54 | 3.54 | 3.54 | 3.54 | 3.66 | 3.66 | 3.66 | 3.66 | 3.95 | 3.95 | 3.95 | 3.95 | |
| | | S/T | 0.72 | 0.80 | 0.88 | 0.96 | 0.58 | 0.66 | 0.74 | 0.82 | 0.51 | 0.59 | 0.67 | 0.74 | 0.37 | 0.44 | 0.51 | 0.58 | |
| | | PI | 0.99 | 0.99 | 0.99 | 0.99 | 0.99 | 0.99 | 0.99 | 0.99 | 0.99 | 0.99 | 0.99 | 0.99 | 1.00 | 1.00 | 1.00 | 1.00 | |
| 35 | | TC | 3.17 | 3.17 | 3.20 | 3.23 | 3.37 | 3.37 | 3.37 | 3.37 | 3.48 | 3.48 | 3.54 | 3.48 | 3.74 | 3.74 | 3.74 | 3.74 | |
| | | S/T | 0.73 | 0.81 | 0.90 | 0.99 | 0.58 | 0.67 | 0.75 | 0.83 | 0.51 | 0.60 | 0.67 | 0.76 | 0.36 | | | | |

| | | | | | | | | | | | | | | | | | | |
|-----|-----|------|------|------|------|------|------|------|------|------|------|-------------|------|------|------|------|------|------|
| 520 | -15 | TC | 3.93 | 3.93 | 3.96 | 3.99 | 4.13 | 4.13 | 4.13 | 4.13 | 4.23 | 4.23 | 4.23 | 4.48 | 4.48 | 4.48 | 4.48 | |
| | | S/T | 0.71 | 0.80 | 1.00 | 1.00 | 0.57 | 0.65 | 0.73 | 0.98 | 0.50 | 0.58 | 0.67 | 0.74 | 0.35 | 0.42 | 0.50 | 0.58 |
| | | PI | 0.77 | 0.77 | 0.77 | 0.77 | 0.77 | 0.77 | 0.77 | 0.77 | 0.77 | 0.77 | 0.77 | 0.77 | 0.77 | 0.77 | 0.77 | 0.77 |
| | -10 | TC | 3.90 | 3.90 | 3.93 | 3.96 | 4.11 | 4.11 | 4.11 | 4.11 | 4.21 | 4.21 | 4.21 | 4.21 | 4.46 | 4.46 | 4.46 | 4.46 |
| | | S/T | 0.72 | 0.81 | 1.00 | 1.00 | 0.57 | 0.65 | 0.74 | 0.98 | 0.50 | 0.58 | 0.67 | 0.75 | 0.35 | 0.43 | 0.50 | 0.58 |
| | | PI | 0.77 | 0.77 | 0.77 | 0.77 | 0.76 | 0.76 | 0.76 | 0.76 | 0.77 | 0.77 | 0.77 | 0.77 | 0.77 | 0.77 | 0.77 | 0.77 |
| | -5 | TC | 3.88 | 3.88 | 3.91 | 3.94 | 4.09 | 4.09 | 4.09 | 4.09 | 4.20 | 4.20 | 4.20 | 4.20 | 4.45 | 4.45 | 4.45 | 4.45 |
| | | S/T | 0.72 | 0.81 | 1.00 | 1.00 | 0.58 | 0.65 | 0.74 | 0.99 | 0.51 | 0.59 | 0.67 | 0.75 | 0.35 | 0.43 | 0.51 | 0.59 |
| | | PI | 0.77 | 0.77 | 0.77 | 0.77 | 0.76 | 0.76 | 0.76 | 0.76 | 0.77 | 0.77 | 0.77 | 0.77 | 0.77 | 0.77 | 0.77 | 0.77 |
| | 0 | TC | 3.86 | 3.86 | 3.89 | 3.92 | 4.08 | 4.08 | 4.08 | 4.08 | 4.19 | 4.19 | 4.19 | 4.19 | 4.45 | 4.45 | 4.45 | 4.45 |
| | | S/T | 0.73 | 0.81 | 1.00 | 1.00 | 0.58 | 0.66 | 0.74 | 0.99 | 0.51 | 0.59 | 0.68 | 0.75 | 0.35 | 0.43 | 0.51 | 0.59 |
| | | PI | 0.77 | 0.77 | 0.77 | 0.77 | 0.77 | 0.77 | 0.77 | 0.77 | 0.77 | 0.77 | 0.77 | 0.77 | 0.77 | 0.77 | 0.77 | 0.77 |
| | 5 | TC | 3.84 | 3.84 | 3.87 | 3.90 | 4.06 | 4.06 | 4.06 | 4.06 | 4.17 | 4.17 | 4.17 | 4.17 | 4.45 | 4.45 | 4.45 | 4.45 |
| | | S/T | 0.73 | 0.82 | 1.00 | 1.00 | 0.58 | 0.66 | 0.75 | 1.00 | 0.51 | 0.59 | 0.68 | 0.76 | 0.35 | 0.43 | 0.51 | 0.59 |
| | | PI | 0.78 | 0.78 | 0.78 | 0.78 | 0.77 | 0.77 | 0.77 | 0.77 | 0.77 | 0.77 | 0.77 | 0.77 | 0.78 | 0.78 | 0.78 | 0.78 |
| | 10 | TC | 3.82 | 3.82 | 3.85 | 3.88 | 4.04 | 4.04 | 4.04 | 4.04 | 4.16 | 4.16 | 4.16 | 4.16 | 4.43 | 4.43 | 4.43 | 4.43 |
| | | S/T | 0.73 | 0.82 | 1.00 | 1.00 | 0.58 | 0.66 | 0.75 | 1.00 | 0.51 | 0.59 | 0.68 | 0.76 | 0.36 | 0.44 | 0.51 | 0.59 |
| | | PI | 0.79 | 0.79 | 0.79 | 0.79 | 0.78 | 0.78 | 0.78 | 0.78 | 0.79 | 0.79 | 0.79 | 0.79 | 0.79 | 0.79 | 0.79 | 0.79 |
| | 15 | TC | 3.79 | 3.79 | 3.82 | 3.84 | 4.02 | 4.02 | 4.02 | 4.02 | 4.13 | 4.13 | 4.13 | 4.13 | 4.42 | 4.42 | 4.42 | 4.42 |
| | | S/T | 0.74 | 0.83 | 0.92 | 1.00 | 0.59 | 0.67 | 0.76 | 0.85 | 0.52 | 0.60 | 0.69 | 0.77 | 0.36 | 0.44 | 0.52 | 0.60 |
| | | PI | 0.81 | 0.81 | 0.81 | 0.81 | 0.80 | 0.80 | 0.80 | 0.80 | 0.80 | 0.80 | 0.80 | 0.80 | 0.81 | 0.81 | 0.81 | 0.81 |
| | 20 | TC | 3.74 | 3.74 | 3.77 | 3.80 | 3.97 | 3.97 | 3.97 | 3.97 | 4.09 | 4.09 | 4.09 | 4.09 | 4.38 | 4.38 | 4.38 | 4.38 |
| | | S/T | 0.74 | 0.83 | 0.92 | 1.00 | 0.59 | 0.67 | 0.76 | 0.85 | 0.52 | 0.60 | 0.69 | 0.77 | 0.36 | 0.44 | 0.52 | 0.60 |
| | | PI | 0.84 | 0.84 | 0.84 | 0.84 | 0.83 | 0.83 | 0.83 | 0.83 | 0.83 | 0.83 | 0.83 | 0.83 | 0.83 | 0.83 | 0.83 | 0.83 |
| 25 | TC | 3.57 | 3.57 | 3.60 | 3.63 | 3.80 | 3.80 | 3.80 | 3.80 | 3.92 | 3.92 | 3.92 | 3.92 | 4.20 | 4.20 | 4.20 | 4.20 | |
| | S/T | 0.75 | 0.84 | 0.94 | 1.00 | 0.59 | 0.68 | 0.77 | 0.87 | 0.52 | 0.61 | 0.70 | 0.79 | 0.35 | 0.44 | 0.52 | 0.60 | |
| | PI | 0.93 | 0.93 | 0.93 | 0.93 | 0.92 | 0.92 | 0.92 | 0.92 | 0.92 | 0.92 | 0.92 | 0.92 | 0.93 | 0.93 | 0.93 | 0.93 | |
| 30 | TC | 3.40 | 3.40 | 3.43 | 3.46 | 3.63 | 3.63 | 3.63 | 3.66 | 3.72 | 3.72 | 3.72 | 3.72 | 4.00 | 4.00 | 4.00 | 4.00 | |
| | S/T | 0.76 | 0.86 | 0.96 | 1.00 | 0.60 | 0.69 | 0.79 | 0.88 | 0.52 | 0.62 | 0.71 | 0.80 | 0.35 | 0.44 | 0.52 | 0.61 | |
| | PI | 1.02 | 1.02 | 1.02 | 1.02 | 1.02 | 1.02 | 1.02 | 1.02 | 1.02 | 1.02 | 1.02 | 1.02 | 1.02 | 1.02 | 1.02 | 1.02 | 1.02 |
| 35 | TC | 3.23 | 3.23 | 3.25 | 3.28 | 3.43 | 3.43 | 3.43 | 3.46 | 3.54 | 3.54 | 3.60 | 3.54 | 3.83 | 3.83 | 3.83 | 3.83 | |
| | S/T | 0.77 | 0.88 | 0.98 | 1.00 | 0.60 | 0.70 | 0.81 | 0.91 | 0.53 | 0.62 | 0.72 | 0.82 | 0.35 | 0.44 | 0.53 | 0.62 | |
| | PI | 1.10 | 1.10 | 1.10 | 1.10 | 1.11 | 1.11 | 1.11 | 1.11 | 1.11 | 1.11 | 1.11 | 1.11 | 1.12 | 1.12 | 1.12 | 1.12 | |
| 40 | TC | 3.04 | 3.05 | 3.08 | 3.11 | 3.23 | 3.23 | 3.23 | 3.26 | 3.34 | 3.34 | 3.37 | 3.34 | 3.62 | 3.62 | 3.62 | 3.62 | |
| | S/T | 0.80 | 0.91 | 1.00 | 1.00 | 0.62 | 0.73 | 0.84 | 0.95 | 0.53 | 0.64 | 0.75 | 0.86 | 0.34 | 0.44 | 0.54 | 0.90 | |
| | PI | 1.22 | 1.22 | 1.22 | 1.22 | 1.23 | 1.23 | 1.23 | 1.23 | 1.23 | 1.23 | 1.23 | 1.23 | 1.24 | 1.24 | 1.24 | 1.24 | |
| 46 | TC | 2.82 | 2.85 | 2.88 | 2.91 | 2.99 | 2.99 | 2.99 | 3.02 | 3.11 | 3.11 | 3.11 | 3.11 | 3.37 | 3.37 | 3.37 | 3.37 | |
| | S/T | 0.81 | 0.93 | 1.00 | 1.00 | 0.62 | 0.74 | 0.86 | 0.97 | 0.54 | 0.65 | 0.76 | 0.87 | 0.34 | 0.44 | 0.55 | 0.92 | |
| | PI | 1.36 | 1.36 | 1.36 | 1.36 | 1.37 | 1.37 | 1.37 | 1.37 | 1.37 | 1.37 | 1.37 | 1.37 | 1.38 | 1.38 | 1.38 | 1.38 | |
| 50 | TC | 2.65 | 2.68 | 2.70 | 2.73 | 2.82 | 2.82 | 2.82 | 2.85 | 2.91 | 2.91 | 2.91 | 2.93 | 3.16 | 3.16 | 3.16 | 3.16 | |
| | S/T | 0.83 | 0.96 | 1.00 | 1.00 | 0.63 | 0.76 | 0.88 | 1.00 | 0.54 | 0.66 | 0.78 | 0.90 | 0.34 | 0.45 | 0.56 | 0.97 | |
| | PI | 1.47 | 1.47 | 1.47 | 1.47 | 1.48 | 1.48 | 1.48 | 1.48 | 1.48 | 1.48 | 1.48 | 1.48 | 1.50 | 1.50 | 1.50 | 1.50 | |

TC:Total Cooling Capacity (kW)

S/T:Sensible Cooling Capacity Ratio

PI:Power Input(kW)

Note: The table shows the case where the operation frequency of a compressor is fixed.

| | | 18k | | | | | | | | | | | | | | | | | |
|----------------------|---------------|-----------|------|------|------|------|------|------|------|------|------|------|------|------|------|------|------|------|------|
| INDOOR AIRFLOW (CMH) | OUTDOOR DB(C) | ID WB (C) | 16.0 | | | | 18.0 | | | | 19.0 | | | | 22.0 | | | | |
| | | ID DB (C) | 23.0 | 25.0 | 27.0 | 30.0 | 23.0 | 25.0 | 27.0 | 30.0 | 23.0 | 25.0 | 27.0 | 30.0 | 23.0 | 25.0 | 27.0 | 30.0 | |
| 510 | -15 | TC | 5.50 | 5.50 | 5.50 | 5.50 | 5.78 | 5.90 | 5.90 | 5.90 | 5.93 | 5.93 | 5.93 | 5.93 | 6.28 | 6.28 | 6.28 | 6.28 | |
| | | S/T | 0.66 | 0.72 | 0.78 | 0.85 | 0.55 | 0.61 | 0.67 | 0.72 | 0.49 | 0.55 | 0.61 | 0.67 | 0.38 | 0.42 | 0.48 | 0.53 | |
| | | PI | 1.07 | 1.07 | 1.07 | 1.07 | 1.07 | 1.07 | 1.07 | 1.07 | 1.06 | 1.06 | 1.06 | 1.06 | 1.06 | 1.06 | 1.06 | 1.06 | |
| | -10 | TC | 5.46 | 5.47 | 5.47 | 5.47 | 5.75 | 5.87 | 5.87 | 5.87 | 5.90 | 5.90 | 5.90 | 5.90 | 6.25 | 6.25 | 6.25 | 6.25 | |
| | | S/T | 0.66 | 0.73 | 0.79 | 0.85 | 0.55 | 0.61 | 0.67 | 0.73 | 0.49 | 0.55 | 0.61 | 0.67 | 0.38 | 0.43 | 0.49 | 0.53 | |
| | | PI | 1.06 | 1.06 | 1.06 | 1.06 | 1.07 | 1.07 | 1.07 | 1.07 | 1.06 | 1.06 | 1.06 | 1.06 | 1.06 | 1.06 | 1.06 | 1.06 | |
| | -5 | TC | 5.43 | 5.43 | 5.43 | 5.43 | 5.73 | 5.85 | 5.85 | 5.85 | 5.88 | 5.88 | 5.88 | 5.88 | 6.24 | 6.24 | 6.24 | 6.24 | |
| | | S/T | 0.66 | 0.73 | 0.79 | 0.86 | 0.56 | 0.61 | 0.67 | 0.73 | 0.50 | 0.56 | 0.61 | 0.67 | 0.38 | 0.43 | 0.49 | 0.54 | |
| | | PI | 1.06 | 1.06 | 1.06 | 1.06 | 1.06 | 1.06 | 1.06 | 1.06 | 1.06 | 1.06 | 1.06 | 1.06 | 1.07 | 1.07 | 1.07 | 1.07 | |
| | 0 | TC | 5.40 | 5.41 | 5.41 | 5.41 | 5.71 | 5.83 | 5.83 | 5.83 | 5.87 | 5.87 | 5.87 | 5.87 | 6.23 | 6.23 | 6.23 | 6.23 | |
| | | S/T | 0.67 | 0.74 | 0.79 | 0.86 | 0.56 | 0.62 | 0.68 | 0.74 | 0.50 | 0.56 | 0.62 | 0.68 | 0.38 | 0.43 | 0.49 | 0.54 | |
| | | PI | 1.07 | 1.06 | 1.06 | 1.07 | 1.07 | 1.07 | 1.07 | 1.07 | 1.06 | 1.06 | 1.06 | 1.06 | 1.07 | 1.07 | 1.07 | 1.07 | |
| | 5 | TC | 5.38 | 5.38 | 5.38 | 5.38 | 5.68 | 5.80 | 5.80 | 5.80 | 5.85 | 5.85 | 5.85 | 5.85 | 6.23 | 6.23 | 6.23 | 6.23 | |
| | | S/T | 0.67 | 0.74 | 0.80 | 0.87 | 0.56 | 0.62 | 0.68 | 0.74 | 0.50 | 0.56 | 0.62 | 0.68 | 0.38 | 0.43 | 0.49 | 0.54 | |
| | | PI | 1.08 | 1.07 | 1.07 | 1.08 | 1.08 | 1.08 | 1.08 | 1.08 | 1.07 | 1.07 | 1.07 | 1.07 | 1.08 | 1.08 | 1.08 | 1.08 | |
| | 10 | TC | 5.34 | 5.35 | 5.35 | 5.35 | 5.66 | 5.78 | 5.78 | 5.78 | 5.82 | 5.82 | 5.82 | 5.82 | 6.21 | 6.21 | 6.21 | 6.21 | |
| | | S/T | 0.67 | 0.74 | 0.80 | 0.87 | 0.56 | 0.62 | 0.68 | 0.74 | 0.50 | 0.56 | 0.62 | 0.68 | 0.39 | 0.44 | 0.50 | 0.54 | |
| | | PI | 1.09 | 1.09 | 1.09 | 1.09 | 1.09 | 1.09 | 1.09 | 1.09 | 1.09 | 1.09 | 1.09 | 1.09 | 1.09 | 1.09 | 1.09 | 1.09 | |
| | 15 | TC | 5.30 | 5.30 | 5.30 | 5.30 | 5.62 | 5.74 | 5.74 | 5.74 | 5.79 | 5.79 | 5.79 | 5.79 | 6.19 | 6.19 | 6.19 | 6.19 | |
| | | S/T | 0.68 | 0.75 | 0.81 | 0.88 | 0.57 | 0.63 | 0.69 | 0.75 | 0.51 | 0.57 | 0.63 | 0.69 | 0.39 | 0.44 | 0.50 | 0.55 | |
| | | PI | 1.12 | 1.12 | 1.12 | 1.12 | 1.12 | 1.12 | 1.12 | 1.12 | 1.11 | 1.11 | 1.11 | 1.11 | 1.11 | 1.11 | 1.11 | 1.11 | |
| | 20 | TC | 5.24 | 5.24 | 5.24 | 5.24 | 5.56 | 5.56 | 5.56 | 5.56 | 5.73 | 5.73 | 5.73 | 5.73 | 6.13 | 6.13 | 6.13 | 6.13 | |
| | | S/T | 0.68 | 0.75 | 0.81 | 0.88 | 0.57 | 0.63 | 0.69 | 0.75 | 0.51 | 0.57 | 0.63 | 0.69 | 0.39 | 0.44 | 0.50 | 0.55 | |
| | | PI | 1.16 | 1.16 | 1.16 | 1.16 | 1.16 | 1.16 | 1.16 | 1.16 | 1.15 | 1.15 | 1.15 | 1.15 | 1.15 | 1.15 | 1.15 | 1.15 | |
| | 25 | TC | 4.99 | 4.99 | 4.99 | 5.04 | 5.30 | 5.30 | 5.30 | 5.30 | 5.47 | 5.47 | 5.47 | 5.47 | 5.87 | 5.87 | 5.87 | 5.87 | |
| | | S/T | 0.69 | 0.76 | 0.82 | 0.89 | 0.57 | 0.63 | 0.70 | 0.76 | 0.51 | 0.58 | 0.64 | 0.70 | 0.38 | 0.44 | 0.50 | 0.56 | |
| | | PI | 1.28 | 1.28 | 1.28 | 1.28 | 1.28 | 1.28 | 1.28 | 1.28 | 1.28 | 1.28 | 1.28 | 1.28 | 1.28 | 1.28 | 1.28 | 1.28 | |
| | 30 | TC | 4.76 | 4.76 | 4.76 | 4.81 | 5.07 | 5.07 | 5.07 | 5.07 | 5.22 | 5.22 | 5.22 | 5.22 | 5.62 | 5.62 | 5.62 | 5.62 | |
| | | S/T | 0.69 | 0.76 | 0.84 | 0.90 | 0.57 | 0.64 | 0.70 | 0.77 | 0.51 | 0.58 | 0.64 | 0.71 | 0.38 | 0.44 | 0.50 | 0.56 | |
| | | PI | 1.40 | 1.40 | 1.40 | 1.40 | 1.40 | 1.40 | 1.40 | 1.40 | 1.40 | 1.40 | 1.40 | 1.40 | 1.41 | 1.41 | 1.41 | 1.41 | |
| | 35 | TC | 4.53 | 4.53 | 4.53 | 4.59 | 4.81 | 4.81 | 4.81 | 4.81 | 4.96 | 4.96 | 4.96 | 4.96 | 5.36 | 5.36 | 5.36 | 5.36 | |
| | | S/T | 0.70 | 0.77 | 0.85 | 0.92 | 0.57 | 0.64 | 0.71 | 0.78 | 0.51 | 0.58 | 0.65 | 0.72 | 0.38 | 0.44 | 0.50 | 0.57 | |
| | | PI | 1.53 | 1.53 | 1.53 | 1.53 | 1.53 | 1.53 | 1.53 | 1.53 | 1.54 | 1.54 | 1.54 | 1.54 | 1.55 | 1.55 | 1.55 | 1.55 | |
| | 40 | TC | 4.28 | 4.28 | 4.29 | 4.34 | 4.55 | 4.55 | 4.55 | 4.55 | 4.70 | 4.70 | 4.70 | 4.70 | 5.07 | 5.07 | 5.07 | 5.07 | |
| | | S/T | 0.71 | 0.80 | 0.88 | 0.96 | 0.58 | 0.65 | 0.73 | 0.81 | 0.51 | 0.59 | 0.66 | 0.74 | 0.37 | 0.44 | 0.51 | 0.58 | |
| | | PI | 1.69 | 1.69 | 1.69 | 1.69 | 1.70 | 1.70 | 1.70 | 1.70 | 1.71 | 1.71 | 1.71 | 1.71 | 1.72 | 1.72 | 1.72 | 1.72 | |
| | 46 | TC | 3.97 | 3.97 | 4.00 | 4.02 | 4.22 | 4.22 | 4.22 | 4.22 | 4.37 | 4.37 | 4.37 | 4.37 | 4.71 | 4.71 | 4.71 | 4.71 | |
| | | S/T | 0.72 | 0.81 | 0.89 | 0.97 | 0.58 | 0.66 | 0.74 | 0.82 | 0.51 | 0.59 | 0.67 | 0.75 | 0.36 | 0.44 | 0.51 | 0.58 | |
| | | PI | 1.88 | 1.88 | 1.88 | 1.88 | 1.89 | 1.89 | 1.89 | 1.89 | 1.90 | 1.90 | 1.90 | 1.90 | 1.91 | 1.91 | 1.91 | 1.91 | |
| | 50 | TC | 3.71 | 3.71 | 3.74 | 3.77 | 3.97 | 3.97 | 3.97 | 3.97 | 4.11 | 4.11 | 4.11 | 4.11 | 4.45 | 4.45 | 4.45 | 4.45 | |
| | | S/T | 0.73 | 0.82 | 0.91 | 1.00 | 0.58 | 0.67 | 0.76 | 0.84 | 0.52 | 0.60 | 0.68 | 0.77 | 0.36 | 0.44 | 0.51 | 0.59 | |
| | | PI | 2.04 | 2.04 | 2.04 | 2.04 | 2.05 | 2.05 | 2.05 | 2.05 | 2.06 | 2.06 | 2.06 | 2.06 | 2.07 | 2.07 | 2.07 | 2.07 | |
| | 620 | -15 | TC | 5.62 | 5.62 | 5.62 | 5.68 | 5.90 | 5.90 | 5.90 | 5.90 | 6.06 | 6.06 | 6.06 | 6.06 | 6.43 | 6.43 | 6.43 | 6.43 |
| | | | S/T | 0.68 | 0.75 | 0.98 | 1.00 | 0.55 | 0.63 | 0.70 | 0.76 | 0.49 | 0.56 | 0.63 | 0.70 | 0.36 | 0.42 | 0.48 | 0.55 |
| | | | PI | 1.09 | 1.09 | 1.09 | 1.09 | 1.09 | 1.09 | 1.09 | 1.09 | 1.09 | 1.09 | 1.09 | 1.09 | 1.08 | 1.08 | 1.08 | 1.08 |
| | | -10 | TC | 5.59 | 5.59 | 5.59 | 5.65 | 5.87 | 5.87 | 5.87 | 5.87 | 6.03 | 6.03 | 6.03 | 6.03 | 6.40 | 6.40 | 6.40 | 6.40 |
| | | | S/T | 0.68 | 0.76 | 0.99 | 1.00 | 0.55 | 0.63 | 0.70 | 0.77 | 0.49 | 0.56 | 0.63 | 0.70 | 0.36 | 0.43 | 0.49 | 0.55 |
| | | | PI | 1.08 | 1.08 | 1.08 | 1.08 | 1.08 | 1.08 | 1.08 | 1.08 | 1.09 | 1.09 | 1.09 | 1.09 | 1.08 | 1.08 | 1.08 | 1.08 |
| -5 | | TC | 5.56 | 5.56 | 5.56 | 5.62 | 5.85 | 5.85 | 5.85 | 5.85 | 6.00 | 6.00 | 6.00 | 6.00 | 6.39 | 6.39 | 6.39 | 6.39 | |
| | | S/T | 0.68 | 0.76 | 0.99 | 1.00 | 0.56 | 0.63 | 0.70 | 0.77 | 0.50 | 0.57 | 0.63 | 0.70 | 0.36 | 0.43 | 0.49 | 0.56 | |
| | | PI | 1.08 | 1.08 | 1.08 | 1.08 | 1.08 | 1.08 | 1.08 | 1.08 | 1.09 | 1.09 | 1.09 | 1.09 | 1.08 | 1.08 | 1.08 | 1.08 | |
| 0 | | TC | 5.53 | 5.53 | 5.53 | 5.59 | 5.83 | 5.83 | 5.83 | 5.83 | 5.99 | 5.99 | 5.99 | 5.99 | 6.38 | 6.38 | 6.38 | 6.38 | |
| | | S/T | 0.69 | 0.76 | 1.00 | 1.00 | 0.56 | 0.64 | 0.71 | 0.77 | 0.50 | 0.57 | 0.64 | 0.71 | 0.36 | 0.43 | 0.49 | 0.56 | |
| | | PI | 1.08 | 1.08 | 1.08 | 1.08 | 1.09 | 1.09 | 1.09 | 1.09 | 1.09 | 1.09 | 1.09 | 1.09 | 1.09 | 1.09 | 1.09 | 1.09 | |
| 5 | | TC | 5.50 | 5.50 | 5.50 | 5.56 | 5.80 | 5.80 | 5.80 | 5.80 | 5.97 | 5.97 | 5.97 | 5.97 | 6.38 | 6.38 | 6.38 | 6.38 | |
| | | S/T | 0.69 | 0.77 | 1.00 | 1.00 | 0.56 | 0.64 | 0.71 | 0.78 | 0.50 | 0.57 | 0.64 | 0.71 | 0.36 | 0.43 | 0.49 | 0.56 | |
| | | PI | 1.09 | 1.09 | 1.09 | 1.09 | 1.10 | 1.10 | 1.10 | 1.10 | 1.10 | 1.10 | 1.10 | 1.10 | 1.10 | 1.10 | 1.10 | 1.10 | |
| 10 | | TC | 5.47 | 5.47 | 5.47 | 5.53 | 5.78 | 5.78 | 5.78 | 5.78 | 5.94 | 5.94 | 5.94 | 5.94 | 6.36 | 6.36 | 6.36 | 6.36 | |
| | | S/T | 0.69 | 0.77 | 1.00 | 1.00 | 0.56 | 0.64 | 0.71 | 0.78 | 0.50 | 0.57 | 0.64 | 0.71 | 0.37 | 0.44 | 0.50 | 0.56 | |
| | | PI | 1.11 | 1.11 | 1.11 | 1.11 | 1.11 | 1.11 | 1.11 | 1.11 | 1.12 | 1.12 | 1.12 | 1.12 | 1.11 | 1.11 | 1.11 | 1.11 | |
| 15 | | TC | 5.42 | 5.42 | 5.42 | 5.48 | 5.74 | 5.74 | 5.74 | 5.74 | 5.91 | 5.91 | 5.91 | 5.91 | 6.33 | 6.33 | 6.33 | 6.33 | |
| | | S/T | 0.70 | 0.78 | 0.86 | 0.93 | 0.57 | 0.65 | 0.72 | 0.79 | 0.51 | 0.58 | 0.65 | 0.72 | 0.37 | 0.44 | 0.50 | 0.57 | |
| | | PI | 1.14 | 1.14 | 1.14 | 1.14 | 1.14 | 1.14 | 1.14 | 1.14 | 1.14 | 1.14 | 1.14 | 1.14 | 1.13 | 1.13 | 1.13 | 1.13 | |
| 20 | | TC | 5.36 | 5.36 | 5.36 | 5.42 | 5.68 | 5.68 | 5.68 | 5.68 | 5.85 | 5.85 | 5.85 | 5.85 | 6.28 | 6.28 | 6.28 | 6.28 | |
| | | S/T | 0.70 | 0.78 | 0.86 | 0.93 | 0.57 | 0.65 | 0.72 | 0.79 | 0.51 | 0.58 | 0.65 | 0.72 | 0.37 | 0.44 | 0.50 | 0.57 | |
| | | PI | 1.18 | 1.18 | 1.18 | 1.18 | 1.18 | 1.18 | 1.18 | 1.18 | 1.18 | 1.18 | 1.18 | 1.18 | 1.17 | 1.17 | 1.17 | 1.17 | |
| 25 | | TC | 5.10 | 5.10 | 5.10 | 5.16 | 5.42 | 5.42 | 5.42 | 5.42 | 5.59 | 5.59 | 5.59 | 5.59 | 6.02 | 6.02 | 6.02 | 6.02 | |
| | | S/T | 0.71 | 0.79 | 0.87 | 0.95 | 0.58 | 0.65 | 0.73 | 0.81 | 0.51 | 0.59 | 0.66 | 0.74 | 0.37 | 0.44 | 0.51 | 0.57 | |
| | | PI | 1.31 | 1.31 | 1.31 | 1.31 | 1.31 | 1.31 | 1.31 | 1.31 | 1.31 | 1.31 | 1.31 | 1.31 | 1.31 | 1.31 | 1.31 | 1.31 | |
| 30 | | TC | 4.87 | 4.87 | 4.93 | 4.99 | 5.19 | 5.19 | 5.19 | 5.19 | 5.33 | 5.33 | 5.33 | 5.33 | 5.76 | 5.76 | 5.76 | 5.76 | |
| | | S/T | 0.72 | 0.80 | 0.88 | 0.96 | 0.58 | 0.66 | 0.74 | 0.82 | 0.51 | 0.59 | 0.67 | 0.75 | 0.36 | 0.44 | 0.51 | 0.58 | |
| | | PI | 1.42 | 1.42 | 1.42 | 1.42 | 1.43 | 1.43 | 1.43 | 1.43 | 1.43 | 1.43 | 1.43 | 1.43 | 1.43 | 1.43 | 1.43 | 1.43 | |
| 35 | | TC | 4.62 | 4.62 | 4.67 | 4.73 | 4.93 | 4.93 | 4.93 | 4.93 | 5.07 | 5.07 | 5.16 | 5.07 | 5.48 | 5.48 | 5.48 | 5.48 | |
| | | S/T | 0.73 | 0.82 | 0.90 | 0.99 | 0.58 | 0.67 | 0.75 | 0.83 | 0.52 | 0.60 | 0.68 | 0.76 | 0.36 | | | | |

| | | | | | | | | | | | | | | | | | | |
|-----|-----|------|------|------|------|------|------|------|------|------|------|-------------|------|------|------|------|------|------|
| 835 | -15 | TC | 5.74 | 5.74 | 5.80 | 5.86 | 6.05 | 6.05 | 6.05 | 6.05 | 6.20 | 6.20 | 6.20 | 6.20 | 6.57 | 6.57 | 6.57 | 6.57 |
| | | S/T | 0.73 | 0.83 | 1.00 | 1.00 | 0.58 | 0.67 | 0.76 | 0.98 | 0.50 | 0.59 | 0.69 | 0.77 | 0.34 | 0.42 | 0.50 | 0.59 |
| | | PI | 1.11 | 1.11 | 1.11 | 1.11 | 1.10 | 1.10 | 1.10 | 1.10 | 1.11 | 1.11 | 1.11 | 1.11 | 1.10 | 1.10 | 1.10 | 1.10 |
| | -10 | TC | 5.71 | 5.71 | 5.77 | 5.83 | 6.02 | 6.02 | 6.02 | 6.02 | 6.17 | 6.17 | 6.17 | 6.17 | 6.55 | 6.55 | 6.55 | 6.55 |
| | | S/T | 0.74 | 0.83 | 1.00 | 1.00 | 0.58 | 0.67 | 0.77 | 0.98 | 0.50 | 0.59 | 0.69 | 0.78 | 0.34 | 0.43 | 0.50 | 0.59 |
| | | PI | 1.11 | 1.11 | 1.11 | 1.11 | 1.10 | 1.10 | 1.10 | 1.10 | 1.10 | 1.10 | 1.10 | 1.10 | 1.10 | 1.10 | 1.10 | 1.10 |
| | -5 | TC | 5.67 | 5.67 | 5.73 | 5.79 | 6.00 | 6.00 | 6.00 | 6.00 | 6.15 | 6.15 | 6.15 | 6.15 | 6.53 | 6.53 | 6.53 | 6.53 |
| | | S/T | 0.74 | 0.84 | 1.00 | 1.00 | 0.59 | 0.67 | 0.77 | 0.99 | 0.51 | 0.59 | 0.69 | 0.78 | 0.34 | 0.43 | 0.51 | 0.59 |
| | | PI | 1.11 | 1.11 | 1.11 | 1.11 | 1.10 | 1.10 | 1.10 | 1.10 | 1.10 | 1.10 | 1.10 | 1.10 | 1.10 | 1.10 | 1.10 | 1.10 |
| | 0 | TC | 5.65 | 5.65 | 5.71 | 5.76 | 5.97 | 5.97 | 5.97 | 5.97 | 6.13 | 6.13 | 6.13 | 6.13 | 6.53 | 6.53 | 6.53 | 6.53 |
| | | S/T | 0.74 | 0.84 | 1.00 | 1.00 | 0.59 | 0.68 | 0.77 | 0.99 | 0.51 | 0.60 | 0.70 | 0.78 | 0.34 | 0.43 | 0.51 | 0.60 |
| | | PI | 1.11 | 1.11 | 1.11 | 1.11 | 1.10 | 1.10 | 1.10 | 1.10 | 1.11 | 1.11 | 1.11 | 1.11 | 1.11 | 1.11 | 1.11 | 1.11 |
| | 5 | TC | 5.62 | 5.62 | 5.68 | 5.74 | 5.95 | 5.95 | 5.95 | 5.95 | 6.11 | 6.11 | 6.11 | 6.11 | 6.52 | 6.52 | 6.52 | 6.52 |
| | | S/T | 0.75 | 0.85 | 1.00 | 1.00 | 0.59 | 0.68 | 0.78 | 1.00 | 0.51 | 0.60 | 0.70 | 0.79 | 0.34 | 0.43 | 0.51 | 0.60 |
| | | PI | 1.12 | 1.12 | 1.12 | 1.12 | 1.11 | 1.11 | 1.11 | 1.11 | 1.12 | 1.12 | 1.12 | 1.12 | 1.11 | 1.11 | 1.11 | 1.11 |
| | 10 | TC | 5.58 | 5.58 | 5.64 | 5.70 | 5.92 | 5.92 | 5.92 | 5.92 | 6.09 | 6.09 | 6.09 | 6.09 | 6.51 | 6.51 | 6.51 | 6.51 |
| | | S/T | 0.75 | 0.85 | 1.00 | 1.00 | 0.59 | 0.68 | 0.78 | 1.00 | 0.51 | 0.60 | 0.70 | 0.79 | 0.35 | 0.44 | 0.51 | 0.60 |
| | | PI | 1.14 | 1.14 | 1.14 | 1.14 | 1.13 | 1.13 | 1.13 | 1.13 | 1.13 | 1.13 | 1.13 | 1.13 | 1.13 | 1.13 | 1.13 | 1.13 |
| 15 | TC | 5.54 | 5.54 | 5.60 | 5.65 | 5.88 | 5.88 | 5.88 | 5.88 | 6.05 | 6.05 | 6.05 | 6.05 | 6.48 | 6.48 | 6.48 | 6.48 | |
| | S/T | 0.76 | 0.86 | 0.95 | 1.00 | 0.60 | 0.69 | 0.79 | 0.88 | 0.52 | 0.61 | 0.71 | 0.80 | 0.35 | 0.44 | 0.52 | 0.61 | |
| | PI | 1.17 | 1.17 | 1.17 | 1.17 | 1.16 | 1.16 | 1.16 | 1.16 | 1.16 | 1.16 | 1.16 | 1.16 | 1.15 | 1.15 | 1.15 | 1.15 | |
| 20 | TC | 5.48 | 5.48 | 5.53 | 5.59 | 5.82 | 5.82 | 5.82 | 5.82 | 5.99 | 5.99 | 5.99 | 5.99 | 6.42 | 6.42 | 6.42 | 6.42 | |
| | S/T | 0.76 | 0.86 | 0.95 | 1.00 | 0.60 | 0.69 | 0.79 | 0.88 | 0.52 | 0.61 | 0.71 | 0.80 | 0.35 | 0.44 | 0.52 | 0.61 | |
| | PI | 1.21 | 1.21 | 1.21 | 1.21 | 1.20 | 1.20 | 1.20 | 1.20 | 1.20 | 1.20 | 1.20 | 1.20 | 1.19 | 1.19 | 1.19 | 1.19 | |
| 25 | TC | 5.22 | 5.22 | 5.28 | 5.33 | 5.56 | 5.56 | 5.56 | 5.62 | 5.73 | 5.73 | 5.73 | 5.73 | 6.16 | 6.16 | 6.16 | 6.16 | |
| | S/T | 0.77 | 0.87 | 0.98 | 1.00 | 0.60 | 0.70 | 0.80 | 0.90 | 0.52 | 0.62 | 0.72 | 0.82 | 0.35 | 0.44 | 0.53 | 0.62 | |
| | PI | 1.33 | 1.33 | 1.33 | 1.33 | 1.33 | 1.33 | 1.33 | 1.33 | 1.33 | 1.33 | 1.33 | 1.33 | 1.33 | 1.33 | 1.33 | 1.33 | |
| 30 | TC | 4.99 | 5.05 | 5.10 | 5.16 | 5.30 | 5.30 | 5.30 | 5.36 | 5.45 | 5.45 | 5.45 | 5.45 | 5.88 | 5.88 | 5.88 | 5.88 | |
| | S/T | 0.78 | 0.89 | 0.99 | 1.00 | 0.61 | 0.71 | 0.82 | 0.92 | 0.53 | 0.63 | 0.73 | 0.84 | 0.34 | 0.44 | 0.53 | 0.63 | |
| | PI | 1.45 | 1.45 | 1.45 | 1.45 | 1.45 | 1.45 | 1.45 | 1.45 | 1.45 | 1.45 | 1.45 | 1.45 | 1.46 | 1.46 | 1.46 | 1.46 | |
| 35 | TC | 4.73 | 4.79 | 4.85 | 4.90 | 5.05 | 5.05 | 5.05 | 5.10 | 5.19 | 5.19 | 5.28 | 5.19 | 5.59 | 5.59 | 5.59 | 5.59 | |
| | S/T | 0.79 | 0.91 | 1.00 | 1.00 | 0.61 | 0.73 | 0.84 | 0.94 | 0.53 | 0.64 | 0.74 | 0.86 | 0.34 | 0.44 | 0.54 | 0.64 | |
| | PI | 1.59 | 1.59 | 1.59 | 1.59 | 1.59 | 1.59 | 1.59 | 1.59 | 1.60 | 1.60 | 1.60 | 1.60 | 1.61 | 1.61 | 1.61 | 1.61 | |
| 40 | TC | 4.39 | 4.43 | 4.47 | 4.52 | 4.68 | 4.68 | 4.71 | 4.77 | 4.82 | 4.82 | 4.87 | 4.85 | 5.21 | 5.21 | 5.21 | 5.21 | |
| | S/T | 0.83 | 0.95 | 1.00 | 1.00 | 0.63 | 0.75 | 0.87 | 0.99 | 0.54 | 0.66 | 0.78 | 0.89 | 0.34 | 0.44 | 0.55 | 0.90 | |
| | PI | 1.75 | 1.75 | 1.75 | 1.75 | 1.76 | 1.76 | 1.76 | 1.76 | 1.76 | 1.76 | 1.76 | 1.76 | 1.78 | 1.78 | 1.78 | 1.78 | |
| 46 | TC | 4.06 | 4.09 | 4.12 | 4.15 | 4.35 | 4.35 | 4.40 | 4.46 | 4.49 | 4.49 | 4.49 | 4.54 | 4.85 | 4.85 | 4.85 | 4.85 | |
| | S/T | 0.84 | 0.97 | 1.00 | 1.00 | 0.64 | 0.76 | 0.89 | 1.00 | 0.54 | 0.67 | 0.79 | 0.91 | 0.33 | 0.45 | 0.56 | 0.92 | |
| | PI | 1.95 | 1.95 | 1.95 | 1.95 | 1.96 | 1.96 | 1.96 | 1.96 | 1.96 | 1.96 | 1.96 | 1.96 | 1.98 | 1.98 | 1.98 | 1.98 | |
| 50 | TC | 3.81 | 3.84 | 3.87 | 3.89 | 4.06 | 4.06 | 4.09 | 4.12 | 4.20 | 4.20 | 4.20 | 4.23 | 4.57 | 4.57 | 4.57 | 4.57 | |
| | S/T | 0.86 | 1.00 | 1.00 | 1.00 | 0.65 | 0.79 | 0.92 | 1.00 | 0.55 | 0.68 | 0.81 | 0.94 | 0.33 | 0.45 | 0.57 | 0.97 | |
| | PI | 2.11 | 2.11 | 2.11 | 2.11 | 2.12 | 2.12 | 2.12 | 2.12 | 2.13 | 2.13 | 2.13 | 2.13 | 2.14 | 2.14 | 2.14 | 2.14 | |

TC:Total Cooling Capacity (kW)

S/T:Sensible Cooling Capacity Ratio

PI:Power Input(kW)

Note: The table shows the case where the operation frequency of a compressor is fixed.

| | | 24k | | | | | | | | | | | | | | | | | |
|----------------------|---------------|-----------|-----------|------|------|------|------|------|------|------|------|------|------|------|------|------|------|------|------|
| INDOOR AIRFLOW (CMH) | OUTDOOR DB(C) | ID WB (C) | 16.0 | | | | 18.0 | | | | 19.0 | | | | 22.0 | | | | |
| | | | ID DB (C) | 23.0 | 25.0 | 27.0 | 30.0 | 23.0 | 25.0 | 27.0 | 30.0 | 23.0 | 25.0 | 27.0 | 30.0 | 23.0 | 25.0 | 27.0 | 30.0 |
| 810 | -15 | TC | 7.35 | 7.34 | 7.34 | 7.40 | 7.73 | 7.88 | 7.88 | 7.88 | 7.93 | 7.93 | 7.93 | 7.93 | 8.40 | 8.40 | 8.40 | 8.40 | |
| | | S/T | 0.68 | 0.75 | 0.83 | 0.90 | 0.55 | 0.62 | 0.70 | 0.76 | 0.49 | 0.56 | 0.63 | 0.70 | 0.36 | 0.42 | 0.48 | 0.55 | |
| | | PI | 1.65 | 1.65 | 1.65 | 1.65 | 1.65 | 1.65 | 1.65 | 1.65 | 1.65 | 1.65 | 1.65 | 1.65 | 1.64 | 1.64 | 1.64 | 1.64 | |
| | -10 | TC | 7.31 | 7.30 | 7.30 | 7.36 | 7.69 | 7.84 | 7.84 | 7.84 | 7.89 | 7.89 | 7.89 | 7.89 | 8.37 | 8.37 | 8.37 | 8.37 | |
| | | S/T | 0.68 | 0.76 | 0.83 | 0.90 | 0.55 | 0.63 | 0.70 | 0.77 | 0.49 | 0.56 | 0.63 | 0.70 | 0.36 | 0.43 | 0.49 | 0.55 | |
| | | PI | 1.64 | 1.64 | 1.64 | 1.64 | 1.64 | 1.64 | 1.64 | 1.64 | 1.64 | 1.64 | 1.64 | 1.64 | 1.64 | 1.64 | 1.64 | 1.64 | |
| | -5 | TC | 7.26 | 7.26 | 7.26 | 7.32 | 7.66 | 7.81 | 7.81 | 7.81 | 7.86 | 7.86 | 7.86 | 7.86 | 8.35 | 8.35 | 8.35 | 8.35 | |
| | | S/T | 0.68 | 0.76 | 0.84 | 0.91 | 0.56 | 0.63 | 0.70 | 0.77 | 0.50 | 0.57 | 0.63 | 0.70 | 0.36 | 0.43 | 0.49 | 0.56 | |
| | | PI | 1.64 | 1.64 | 1.64 | 1.64 | 1.64 | 1.64 | 1.64 | 1.64 | 1.64 | 1.64 | 1.64 | 1.64 | 1.65 | 1.65 | 1.65 | 1.65 | |
| | 0 | TC | 7.23 | 7.22 | 7.22 | 7.28 | 7.63 | 7.78 | 7.78 | 7.78 | 7.84 | 7.84 | 7.84 | 7.84 | 8.34 | 8.34 | 8.34 | 8.34 | |
| | | S/T | 0.69 | 0.76 | 0.84 | 0.91 | 0.56 | 0.63 | 0.71 | 0.77 | 0.50 | 0.57 | 0.64 | 0.71 | 0.36 | 0.43 | 0.49 | 0.56 | |
| | | PI | 1.65 | 1.65 | 1.65 | 1.65 | 1.65 | 1.65 | 1.65 | 1.65 | 1.65 | 1.65 | 1.65 | 1.65 | 1.65 | 1.65 | 1.65 | 1.65 | |
| | 5 | TC | 7.19 | 7.18 | 7.18 | 7.24 | 7.60 | 7.75 | 7.75 | 7.75 | 7.82 | 7.82 | 7.82 | 7.82 | 8.34 | 8.34 | 8.34 | 8.34 | |
| | | S/T | 0.69 | 0.77 | 0.85 | 0.92 | 0.56 | 0.64 | 0.71 | 0.78 | 0.50 | 0.57 | 0.64 | 0.71 | 0.36 | 0.43 | 0.49 | 0.56 | |
| | | PI | 1.66 | 1.66 | 1.66 | 1.66 | 1.66 | 1.66 | 1.66 | 1.66 | 1.66 | 1.66 | 1.66 | 1.66 | 1.66 | 1.66 | 1.66 | 1.66 | |
| | 10 | TC | 7.15 | 7.14 | 7.14 | 7.20 | 7.56 | 7.71 | 7.71 | 7.71 | 7.79 | 7.79 | 7.79 | 7.79 | 8.31 | 8.31 | 8.31 | 8.31 | |
| | | S/T | 0.69 | 0.77 | 0.85 | 0.92 | 0.56 | 0.64 | 0.71 | 0.78 | 0.50 | 0.57 | 0.64 | 0.71 | 0.37 | 0.44 | 0.50 | 0.56 | |
| | | PI | 1.69 | 1.69 | 1.69 | 1.69 | 1.68 | 1.68 | 1.68 | 1.68 | 1.69 | 1.69 | 1.69 | 1.69 | 1.69 | 1.69 | 1.69 | 1.69 | |
| | 15 | TC | 7.09 | 7.08 | 7.08 | 7.14 | 7.51 | 7.66 | 7.66 | 7.66 | 7.74 | 7.74 | 7.74 | 7.74 | 8.28 | 8.28 | 8.28 | 8.28 | |
| | | S/T | 0.70 | 0.78 | 0.86 | 0.93 | 0.57 | 0.64 | 0.72 | 0.79 | 0.51 | 0.58 | 0.65 | 0.72 | 0.37 | 0.44 | 0.50 | 0.57 | |
| | | PI | 1.73 | 1.73 | 1.73 | 1.73 | 1.72 | 1.72 | 1.72 | 1.72 | 1.73 | 1.73 | 1.73 | 1.73 | 1.72 | 1.72 | 1.72 | 1.72 | |
| | 20 | TC | 7.01 | 7.00 | 7.00 | 7.06 | 7.43 | 7.43 | 7.43 | 7.43 | 7.66 | 7.66 | 7.66 | 7.66 | 8.21 | 8.21 | 8.21 | 8.21 | |
| | | S/T | 0.70 | 0.78 | 0.86 | 0.93 | 0.57 | 0.65 | 0.72 | 0.79 | 0.51 | 0.58 | 0.65 | 0.72 | 0.37 | 0.44 | 0.50 | 0.57 | |
| | | PI | 1.79 | 1.79 | 1.79 | 1.79 | 1.78 | 1.78 | 1.78 | 1.78 | 1.78 | 1.78 | 1.78 | 1.78 | 1.77 | 1.77 | 1.77 | 1.77 | |
| | 25 | TC | 6.69 | 6.69 | 6.69 | 6.74 | 7.09 | 7.09 | 7.09 | 7.09 | 7.32 | 7.32 | 7.32 | 7.32 | 7.86 | 7.86 | 7.86 | 7.86 | |
| | | S/T | 0.71 | 0.79 | 0.87 | 0.95 | 0.58 | 0.65 | 0.73 | 0.80 | 0.51 | 0.59 | 0.66 | 0.73 | 0.37 | 0.44 | 0.51 | 0.57 | |
| | | PI | 1.97 | 1.97 | 1.97 | 1.97 | 1.97 | 1.97 | 1.97 | 1.97 | 1.97 | 1.97 | 1.97 | 1.97 | 1.98 | 1.98 | 1.98 | 1.98 | |
| | 30 | TC | 6.37 | 6.37 | 6.43 | 6.49 | 6.77 | 6.77 | 6.77 | 6.77 | 6.97 | 6.97 | 6.97 | 6.97 | 7.52 | 7.52 | 7.52 | 7.52 | |
| | | S/T | 0.72 | 0.80 | 0.88 | 0.97 | 0.58 | 0.66 | 0.74 | 0.82 | 0.51 | 0.59 | 0.67 | 0.75 | 0.36 | 0.44 | 0.51 | 0.58 | |
| | | PI | 2.17 | 2.17 | 2.17 | 2.17 | 2.17 | 2.17 | 2.17 | 2.17 | 2.17 | 2.17 | 2.17 | 2.17 | 2.18 | 2.18 | 2.18 | 2.18 | |
| | 35 | TC | 6.06 | 6.06 | 6.11 | 6.17 | 6.43 | 6.43 | 6.43 | 6.43 | 6.63 | 6.63 | 6.63 | 6.63 | 7.17 | 7.17 | 7.17 | 7.17 | |
| | | S/T | 0.73 | 0.82 | 0.90 | 0.99 | 0.58 | 0.67 | 0.75 | 0.84 | 0.52 | 0.60 | 0.68 | 0.76 | 0.36 | 0.44 | 0.51 | 0.59 | |
| | | PI | 2.36 | 2.36 | 2.36 | 2.36 | 2.37 | 2.37 | 2.37 | 2.37 | 2.38 | 2.38 | 2.38 | 2.38 | 2.39 | 2.39 | 2.39 | 2.39 | |
| | 40 | TC | 5.71 | 5.71 | 5.77 | 5.83 | 6.07 | 6.07 | 6.07 | 6.10 | 6.27 | 6.27 | 6.27 | 6.27 | 6.78 | 6.78 | 6.78 | 6.78 | |
| | | S/T | 0.75 | 0.85 | 0.94 | 1.00 | 0.59 | 0.68 | 0.78 | 0.87 | 0.52 | 0.61 | 0.70 | 0.79 | 0.35 | 0.44 | 0.52 | 0.60 | |
| | | PI | 2.61 | 2.61 | 2.61 | 2.61 | 2.62 | 2.62 | 2.62 | 2.62 | 2.63 | 2.63 | 2.63 | 2.63 | 2.65 | 2.65 | 2.65 | 2.65 | |
| | 46 | TC | 5.29 | 5.29 | 5.35 | 5.40 | 5.63 | 5.63 | 5.63 | 5.69 | 5.83 | 5.83 | 5.83 | 5.83 | 6.29 | 6.29 | 6.29 | 6.29 | |
| | | S/T | 0.76 | 0.86 | 0.96 | 1.00 | 0.60 | 0.69 | 0.79 | 0.88 | 0.52 | 0.61 | 0.71 | 0.80 | 0.35 | 0.44 | 0.52 | 0.61 | |
| | | PI | 2.90 | 2.90 | 2.90 | 2.90 | 2.91 | 2.91 | 2.91 | 2.91 | 2.92 | 2.92 | 2.92 | 2.92 | 2.95 | 2.95 | 2.95 | 2.95 | |
| | 50 | TC | 4.94 | 4.94 | 5.00 | 5.06 | 5.29 | 5.29 | 5.29 | 5.35 | 5.49 | 5.49 | 5.49 | 5.49 | 5.95 | 5.95 | 5.95 | 5.95 | |
| | | S/T | 0.77 | 0.88 | 0.99 | 1.00 | 0.60 | 0.71 | 0.81 | 0.91 | 0.53 | 0.62 | 0.72 | 0.82 | 0.35 | 0.44 | 0.53 | 0.62 | |
| | | PI | 3.15 | 3.15 | 3.15 | 3.15 | 3.16 | 3.16 | 3.16 | 3.16 | 3.17 | 3.17 | 3.17 | 3.17 | 3.19 | 3.19 | 3.19 | 3.19 | |
| | 950 | -15 | TC | 7.50 | 7.50 | 7.56 | 7.65 | 7.88 | 7.88 | 7.88 | 7.88 | 8.09 | 8.09 | 8.09 | 8.09 | 8.58 | 8.58 | 8.58 | 8.58 |
| | | | S/T | 0.70 | 0.78 | 0.98 | 1.00 | 0.56 | 0.65 | 0.72 | 0.80 | 0.50 | 0.58 | 0.66 | 0.73 | 0.35 | 0.42 | 0.49 | 0.57 |
| | | | PI | 1.69 | 1.69 | 1.69 | 1.69 | 1.68 | 1.68 | 1.68 | 1.68 | 1.67 | 1.67 | 1.67 | 1.67 | 1.68 | 1.68 | 1.68 | 1.68 |
| | | -10 | TC | 7.45 | 7.45 | 7.51 | 7.60 | 7.84 | 7.84 | 7.84 | 7.84 | 8.05 | 8.05 | 8.05 | 8.05 | 8.55 | 8.55 | 8.55 | 8.55 |
| | | | S/T | 0.71 | 0.79 | 0.99 | 1.00 | 0.56 | 0.65 | 0.73 | 0.81 | 0.50 | 0.58 | 0.66 | 0.74 | 0.35 | 0.43 | 0.49 | 0.57 |
| | | | PI | 1.68 | 1.68 | 1.68 | 1.68 | 1.68 | 1.68 | 1.68 | 1.68 | 1.67 | 1.67 | 1.67 | 1.67 | 1.68 | 1.68 | 1.68 | 1.68 |
| -5 | | TC | 7.41 | 7.41 | 7.47 | 7.56 | 7.81 | 7.81 | 7.81 | 7.81 | 8.02 | 8.02 | 8.02 | 8.02 | 8.53 | 8.53 | 8.53 | 8.53 | |
| | | S/T | 0.71 | 0.79 | 0.99 | 1.00 | 0.57 | 0.65 | 0.73 | 0.81 | 0.51 | 0.59 | 0.66 | 0.74 | 0.35 | 0.43 | 0.50 | 0.58 | |
| | | PI | 1.68 | 1.68 | 1.68 | 1.68 | 1.68 | 1.68 | 1.68 | 1.68 | 1.67 | 1.67 | 1.67 | 1.67 | 1.68 | 1.68 | 1.68 | 1.68 | |
| 0 | | TC | 7.37 | 7.37 | 7.43 | 7.52 | 7.78 | 7.78 | 7.78 | 7.78 | 7.99 | 7.99 | 7.99 | 7.99 | 8.52 | 8.52 | 8.52 | 8.52 | |
| | | S/T | 0.72 | 0.79 | 1.00 | 1.00 | 0.57 | 0.66 | 0.74 | 0.81 | 0.51 | 0.59 | 0.67 | 0.74 | 0.35 | 0.43 | 0.50 | 0.58 | |
| | | PI | 1.69 | 1.69 | 1.69 | 1.69 | 1.68 | 1.68 | 1.68 | 1.68 | 1.68 | 1.68 | 1.68 | 1.68 | 1.69 | 1.69 | 1.69 | 1.69 | |
| 5 | | TC | 7.33 | 7.33 | 7.39 | 7.48 | 7.75 | 7.75 | 7.75 | 7.75 | 7.97 | 7.97 | 7.97 | 7.97 | 8.51 | 8.51 | 8.51 | 8.51 | |
| | | S/T | 0.72 | 0.80 | 1.00 | 1.00 | 0.57 | 0.66 | 0.74 | 0.82 | 0.51 | 0.59 | 0.67 | 0.75 | 0.35 | 0.43 | 0.50 | 0.58 | |
| | | PI | 1.70 | 1.70 | 1.70 | 1.70 | 1.70 | 1.70 | 1.70 | 1.70 | 1.69 | 1.69 | 1.69 | 1.69 | 1.70 | 1.70 | 1.70 | 1.70 | |
| 10 | | TC | 7.29 | 7.29 | 7.35 | 7.44 | 7.71 | 7.71 | 7.71 | 7.71 | 7.93 | 7.93 | 7.93 | 7.93 | 8.49 | 8.49 | 8.49 | 8.49 | |
| | | S/T | 0.72 | 0.80 | 1.00 | 1.00 | 0.57 | 0.66 | 0.74 | 0.82 | 0.51 | 0.59 | 0.67 | 0.75 | 0.36 | 0.44 | 0.50 | 0.58 | |
| | | PI | 1.73 | 1.73 | 1.73 | 1.73 | 1.72 | 1.72 | 1.72 | 1.72 | 1.72 | 1.72 | 1.72 | 1.72 | 1.72 | 1.72 | 1.72 | 1.72 | |
| 15 | | TC | 7.23 | 7.23 | 7.29 | 7.38 | 7.66 | 7.66 | 7.66 | 7.66 | 7.89 | 7.89 | 7.89 | 7.89 | 8.46 | 8.46 | 8.46 | 8.46 | |
| | | S/T | 0.73 | 0.81 | 0.90 | 0.98 | 0.58 | 0.67 | 0.75 | 0.83 | 0.52 | 0.60 | 0.68 | 0.76 | 0.36 | 0.44 | 0.51 | 0.59 | |
| | | PI | 1.77 | 1.77 | 1.77 | 1.77 | 1.76 | 1.76 | 1.76 | 1.76 | 1.76 | 1.76 | 1.76 | 1.76 | 1.76 | 1.76 | 1.76 | 1.76 | |
| 20 | | TC | 7.15 | 7.15 | 7.21 | 7.29 | 7.58 | 7.58 | 7.58 | 7.58 | 7.81 | 7.81 | 7.81 | 7.81 | 8.38 | 8.38 | 8.38 | 8.38 | |
| | | S/T | 0.73 | 0.81 | 0.90 | 0.98 | 0.58 | 0.67 | 0.75 | 0.83 | 0.52 | 0.60 | 0.68 | 0.76 | 0.36 | 0.44 | 0.51 | 0.59 | |
| | | PI | 1.83 | 1.83 | 1.83 | 1.83 | 1.82 | 1.82 | 1.82 | 1.82 | 1.81 | 1.81 | 1.81 | 1.81 | 1.81 | 1.81 | 1.81 | 1.81 | |
| 25 | | TC | 6.83 | 6.83 | 6.89 | 6.95 | 7.26 | 7.26 | 7.26 | 7.26 | 7.46 | 7.46 | 7.46 | 7.46 | 8.04 | 8.04 | 8.04 | 8.04 | |
| | | S/T | 0.73 | 0.83 | 0.92 | 1.00 | 0.59 | 0.67 | 0.76 | 0.85 | 0. | | | | | | | | |

| | | | | | | | | | | | | | | | | | | |
|------|-----|------|------|------|------|------|------|------|------|------|------|------|------|------|------|------|------|------|
| 1170 | -15 | TC | 7.68 | 7.68 | 7.77 | 7.86 | 8.06 | 8.06 | 8.06 | 8.15 | 8.26 | 8.26 | 8.26 | 8.26 | 8.79 | 8.79 | 8.79 | 8.79 |
| | | S/T | 0.74 | 0.84 | 1.00 | 1.00 | 0.58 | 0.68 | 0.77 | 0.98 | 0.50 | 0.60 | 0.70 | 0.79 | 0.34 | 0.42 | 0.51 | 0.60 |
| | | PI | 1.72 | 1.72 | 1.72 | 1.72 | 1.72 | 1.72 | 1.72 | 1.72 | 1.72 | 1.71 | 1.71 | 1.71 | 1.71 | 1.71 | 1.71 | 1.71 |
| | -10 | TC | 7.63 | 7.63 | 7.72 | 7.81 | 8.02 | 8.02 | 8.02 | 8.10 | 8.22 | 8.22 | 8.22 | 8.22 | 8.76 | 8.76 | 8.76 | 8.76 |
| | | S/T | 0.75 | 0.84 | 1.00 | 1.00 | 0.58 | 0.68 | 0.78 | 0.98 | 0.50 | 0.60 | 0.70 | 0.80 | 0.34 | 0.43 | 0.51 | 0.60 |
| | | PI | 1.71 | 1.71 | 1.71 | 1.71 | 1.71 | 1.71 | 1.71 | 1.71 | 1.71 | 1.71 | 1.71 | 1.71 | 1.71 | 1.71 | 1.71 | 1.71 |
| | -5 | TC | 7.59 | 7.59 | 7.68 | 7.77 | 7.99 | 7.99 | 7.99 | 8.07 | 8.19 | 8.19 | 8.19 | 8.19 | 8.73 | 8.73 | 8.73 | 8.73 |
| | | S/T | 0.75 | 0.85 | 1.00 | 1.00 | 0.59 | 0.68 | 0.78 | 0.99 | 0.51 | 0.60 | 0.70 | 0.80 | 0.34 | 0.43 | 0.52 | 0.60 |
| | | PI | 1.71 | 1.71 | 1.71 | 1.71 | 1.71 | 1.71 | 1.71 | 1.71 | 1.71 | 1.71 | 1.71 | 1.71 | 1.71 | 1.71 | 1.71 | 1.71 |
| | 0 | TC | 7.55 | 7.55 | 7.64 | 7.73 | 7.96 | 7.96 | 7.96 | 8.04 | 8.17 | 8.17 | 8.17 | 8.17 | 8.73 | 8.73 | 8.73 | 8.73 |
| | | S/T | 0.75 | 0.85 | 1.00 | 1.00 | 0.59 | 0.69 | 0.78 | 0.99 | 0.51 | 0.61 | 0.71 | 0.80 | 0.34 | 0.43 | 0.52 | 0.61 |
| | | PI | 1.71 | 1.71 | 1.71 | 1.71 | 1.72 | 1.72 | 1.72 | 1.72 | 1.71 | 1.71 | 1.71 | 1.71 | 1.72 | 1.72 | 1.72 | 1.72 |
| | 5 | TC | 7.51 | 7.51 | 7.60 | 7.69 | 7.93 | 7.93 | 7.93 | 8.01 | 8.14 | 8.14 | 8.14 | 8.14 | 8.72 | 8.72 | 8.72 | 8.72 |
| | | S/T | 0.76 | 0.86 | 1.00 | 1.00 | 0.59 | 0.69 | 0.79 | 1.00 | 0.51 | 0.61 | 0.71 | 0.81 | 0.34 | 0.43 | 0.52 | 0.61 |
| | | PI | 1.73 | 1.73 | 1.73 | 1.73 | 1.73 | 1.73 | 1.73 | 1.73 | 1.73 | 1.73 | 1.73 | 1.73 | 1.73 | 1.73 | 1.73 | 1.73 |
| | 10 | TC | 7.47 | 7.47 | 7.55 | 7.64 | 7.89 | 7.89 | 7.89 | 7.98 | 8.11 | 8.11 | 8.11 | 8.11 | 8.70 | 8.70 | 8.70 | 8.70 |
| | | S/T | 0.76 | 0.86 | 1.00 | 1.00 | 0.59 | 0.69 | 0.79 | 1.00 | 0.51 | 0.61 | 0.71 | 0.81 | 0.35 | 0.44 | 0.52 | 0.61 |
| | | PI | 1.76 | 1.76 | 1.76 | 1.76 | 1.76 | 1.76 | 1.76 | 1.76 | 1.75 | 1.75 | 1.75 | 1.75 | 1.75 | 1.75 | 1.75 | 1.75 |
| 15 | TC | 7.40 | 7.40 | 7.49 | 7.58 | 7.83 | 7.83 | 7.83 | 7.92 | 8.06 | 8.06 | 8.06 | 8.06 | 8.66 | 8.66 | 8.66 | 8.66 | |
| | S/T | 0.77 | 0.87 | 0.98 | 1.00 | 0.60 | 0.70 | 0.80 | 0.90 | 0.52 | 0.62 | 0.72 | 0.82 | 0.35 | 0.44 | 0.53 | 0.62 | |
| | PI | 1.80 | 1.80 | 1.80 | 1.80 | 1.80 | 1.80 | 1.80 | 1.80 | 1.79 | 1.79 | 1.79 | 1.79 | 1.79 | 1.79 | 1.79 | 1.79 | 1.79 |
| 20 | TC | 7.32 | 7.32 | 7.41 | 7.49 | 7.75 | 7.75 | 7.75 | 7.84 | 7.98 | 7.98 | 7.98 | 7.98 | 8.58 | 8.58 | 8.58 | 8.58 | |
| | S/T | 0.77 | 0.87 | 0.98 | 1.00 | 0.60 | 0.70 | 0.80 | 0.90 | 0.52 | 0.62 | 0.72 | 0.82 | 0.35 | 0.44 | 0.53 | 0.62 | |
| | PI | 1.86 | 1.86 | 1.86 | 1.86 | 1.86 | 1.86 | 1.86 | 1.86 | 1.85 | 1.85 | 1.85 | 1.85 | 1.84 | 1.84 | 1.84 | 1.84 | 1.84 |
| 25 | TC | 6.98 | 7.03 | 7.09 | 7.15 | 7.41 | 7.41 | 7.41 | 7.49 | 7.64 | 7.64 | 7.64 | 7.64 | 8.21 | 8.21 | 8.21 | 8.21 | |
| | S/T | 0.78 | 0.89 | 1.00 | 1.00 | 0.61 | 0.71 | 0.82 | 0.92 | 0.53 | 0.63 | 0.73 | 0.84 | 0.34 | 0.44 | 0.53 | 0.63 | |
| | PI | 2.06 | 2.06 | 2.06 | 2.06 | 2.06 | 2.06 | 2.06 | 2.06 | 2.06 | 2.06 | 2.06 | 2.06 | 2.06 | 2.06 | 2.06 | 2.06 | 2.06 |
| 30 | TC | 6.63 | 6.69 | 6.75 | 6.80 | 7.06 | 7.06 | 7.06 | 7.12 | 7.29 | 7.29 | 7.29 | 7.29 | 7.84 | 7.84 | 7.84 | 7.84 | |
| | S/T | 0.79 | 0.91 | 1.00 | 1.00 | 0.62 | 0.73 | 0.84 | 0.94 | 0.53 | 0.64 | 0.75 | 0.85 | 0.34 | 0.44 | 0.54 | 0.64 | |
| | PI | 2.25 | 2.25 | 2.25 | 2.25 | 2.25 | 2.25 | 2.25 | 2.25 | 2.25 | 2.25 | 2.25 | 2.25 | 2.26 | 2.26 | 2.26 | 2.26 | 2.26 |
| 35 | TC | 6.32 | 6.37 | 6.43 | 6.49 | 6.72 | 6.72 | 6.72 | 6.78 | 6.92 | 6.92 | 6.92 | 6.92 | 7.46 | 7.46 | 7.46 | 7.46 | |
| | S/T | 0.81 | 0.93 | 1.00 | 1.00 | 0.62 | 0.74 | 0.86 | 0.97 | 0.54 | 0.65 | 0.76 | 0.88 | 0.34 | 0.44 | 0.55 | 0.65 | |
| | PI | 2.46 | 2.46 | 2.46 | 2.46 | 2.47 | 2.47 | 2.47 | 2.47 | 2.48 | 2.48 | 2.48 | 2.48 | 2.49 | 2.49 | 2.49 | 2.49 | 2.49 |
| 40 | TC | 5.90 | 5.96 | 6.02 | 6.07 | 6.29 | 6.29 | 6.32 | 6.37 | 6.48 | 6.48 | 6.54 | 6.50 | 7.00 | 7.00 | 7.00 | 7.00 | |
| | S/T | 0.84 | 0.97 | 1.00 | 1.00 | 0.64 | 0.77 | 0.89 | 1.00 | 0.55 | 0.67 | 0.79 | 0.91 | 0.33 | 0.45 | 0.56 | 0.90 | |
| | PI | 2.71 | 2.71 | 2.71 | 2.71 | 2.72 | 2.72 | 2.72 | 2.72 | 2.73 | 2.73 | 2.73 | 2.73 | 2.74 | 2.74 | 2.74 | 2.74 | 2.74 |
| 46 | TC | 5.47 | 5.53 | 5.58 | 5.64 | 5.84 | 5.84 | 5.90 | 5.95 | 6.01 | 6.01 | 6.01 | 6.07 | 6.52 | 6.52 | 6.52 | 6.52 | |
| | S/T | 0.86 | 0.99 | 1.00 | 1.00 | 0.65 | 0.78 | 0.91 | 1.00 | 0.55 | 0.68 | 0.81 | 0.94 | 0.33 | 0.45 | 0.57 | 0.92 | |
| | PI | 3.01 | 3.01 | 3.01 | 3.01 | 3.03 | 3.03 | 3.03 | 3.03 | 3.04 | 3.04 | 3.04 | 3.04 | 3.06 | 3.06 | 3.06 | 3.06 | 3.06 |
| 50 | TC | 5.13 | 5.18 | 5.24 | 5.30 | 5.47 | 5.47 | 5.53 | 5.58 | 5.67 | 5.67 | 5.67 | 5.73 | 6.12 | 6.12 | 6.12 | 6.12 | |
| | S/T | 0.88 | 1.00 | 1.00 | 1.00 | 0.66 | 0.80 | 0.94 | 1.00 | 0.56 | 0.70 | 0.83 | 0.97 | 0.33 | 0.45 | 0.58 | 0.97 | |
| | PI | 3.26 | 3.26 | 3.26 | 3.26 | 3.27 | 3.27 | 3.27 | 3.27 | 3.28 | 3.28 | 3.28 | 3.28 | 3.31 | 3.31 | 3.31 | 3.31 | 3.31 |

TC:Total Cooling Capacity (kW)

S/T:Sensible Cooling Capacity Ratio

PI:Power Input(kW)

Note: The table shows the case where the operation frequency of a compressor is fixed.

8.2 Heating

| | | 9k | | | | [SI_Unit] | | | |
|----------------------|----------------|--|------|------|------|----------------------------------|------|------|------|
| INDOOR AIRFLOW (CMH) | OUTDOOR DB(°C) | HEATING PERFORMANCE AT INDOOR DRY BULB TEMPERATURE | | | | | | | |
| | | TC:TOTAL CAPACITY IN KILOWATTS (KW) | | | | PI:TOTAL POWER IN KILOWATTS (KW) | | | |
| | | Indoor Conditions (DB °C) | | | | Indoor Conditions (DB °C) | | | |
| | | 16.0 | 20.0 | 22.0 | 24.0 | 16.0 | 20.0 | 22.0 | 24.0 |
| 375 | -20.0 | 2.43 | 2.40 | 2.40 | 2.38 | 0.93 | 0.96 | 0.93 | 0.93 |
| | -15.0 | 2.63 | 2.60 | 2.60 | 2.57 | 1.02 | 1.05 | 1.02 | 1.02 |
| | -10.0 | 2.80 | 2.78 | 2.78 | 2.75 | 1.08 | 1.12 | 1.08 | 1.08 |
| | -7.0 | 2.94 | 2.91 | 2.91 | 2.88 | 1.15 | 1.19 | 1.15 | 1.15 |
| | -5.6 | 2.88 | 2.85 | 2.85 | 2.82 | 1.10 | 1.10 | 1.10 | 1.10 |
| | -2.8 | 2.82 | 2.79 | 2.76 | 2.76 | 1.02 | 1.01 | 1.01 | 1.01 |
| | 0.0 | 2.70 | 2.68 | 2.68 | 2.65 | 0.93 | 0.93 | 0.92 | 0.92 |
| | 2.8 | 2.70 | 2.68 | 2.68 | 2.65 | 0.86 | 0.85 | 0.84 | 0.83 |
| | 5.6 | 2.79 | 2.76 | 2.73 | 2.73 | 0.78 | 0.77 | 0.76 | 0.75 |
| | 7.0 | 2.87 | 2.84 | 2.84 | 2.81 | 0.75 | 0.69 | 0.73 | 0.72 |
| | 11.1 | 2.87 | 2.84 | 2.81 | 2.81 | 0.63 | 0.61 | 0.60 | 0.59 |
| | 13.9 | 2.87 | 2.84 | 2.81 | 2.79 | 0.55 | 0.53 | 0.51 | 0.50 |
| | 16.7 | 2.87 | 2.81 | 2.81 | 2.79 | 0.47 | 0.44 | 0.43 | 0.41 |
| 18.0 | 2.87 | 2.81 | 2.79 | 2.79 | 0.43 | 0.40 | 0.39 | 0.37 | |
| 415 | -20.0 | 2.48 | 2.46 | 2.46 | 2.43 | 0.94 | 0.97 | 0.94 | 0.94 |
| | -15.0 | 2.68 | 2.66 | 2.66 | 2.63 | 1.02 | 1.06 | 1.02 | 1.02 |
| | -10.0 | 2.87 | 2.84 | 2.84 | 2.81 | 1.09 | 1.13 | 1.09 | 1.09 |
| | -7.0 | 3.00 | 2.97 | 2.97 | 2.94 | 1.16 | 1.20 | 1.16 | 1.16 |
| | -5.6 | 2.94 | 2.91 | 2.91 | 2.88 | 1.11 | 1.11 | 1.11 | 1.11 |
| | -2.8 | 2.88 | 2.85 | 2.82 | 2.82 | 1.03 | 1.02 | 1.02 | 1.02 |
| | 0.0 | 2.76 | 2.73 | 2.73 | 2.70 | 0.94 | 0.94 | 0.93 | 0.93 |
| | 2.8 | 2.76 | 2.73 | 2.70 | 2.70 | 0.87 | 0.85 | 0.85 | 0.84 |
| | 5.6 | 2.85 | 2.82 | 2.79 | 2.76 | 0.79 | 0.77 | 0.76 | 0.76 |
| | 7.0 | 2.93 | 2.90 | 2.90 | 2.87 | 0.76 | 0.69 | 0.73 | 0.72 |
| | 11.1 | 2.93 | 2.90 | 2.87 | 2.87 | 0.64 | 0.62 | 0.61 | 0.59 |
| | 13.9 | 2.93 | 2.90 | 2.87 | 2.84 | 0.56 | 0.53 | 0.52 | 0.51 |
| | 16.7 | 2.93 | 2.87 | 2.87 | 2.84 | 0.48 | 0.45 | 0.43 | 0.42 |
| 18.0 | 2.93 | 2.87 | 2.84 | 2.84 | 0.44 | 0.41 | 0.39 | 0.37 | |
| 510 | -20.0 | 2.50 | 2.47 | 2.45 | 2.45 | 0.94 | 0.98 | 0.94 | 0.94 |
| | -15.0 | 2.70 | 2.68 | 2.65 | 2.65 | 1.03 | 1.07 | 1.03 | 1.03 |
| | -10.0 | 2.89 | 2.86 | 2.83 | 2.83 | 1.10 | 1.14 | 1.10 | 1.10 |
| | -7.0 | 3.03 | 3.00 | 2.97 | 2.97 | 1.17 | 1.21 | 1.17 | 1.17 |
| | -5.6 | 2.97 | 2.94 | 2.91 | 2.91 | 1.12 | 1.12 | 1.12 | 1.12 |
| | -2.8 | 2.91 | 2.88 | 2.85 | 2.85 | 1.03 | 1.03 | 1.03 | 1.03 |
| | 0.0 | 2.79 | 2.76 | 2.76 | 2.73 | 0.95 | 0.94 | 0.94 | 0.93 |
| | 2.8 | 2.79 | 2.76 | 2.73 | 2.73 | 0.87 | 0.86 | 0.85 | 0.85 |
| | 5.6 | 2.88 | 2.85 | 2.82 | 2.79 | 0.79 | 0.78 | 0.77 | 0.76 |
| | 7.0 | 2.96 | 2.93 | 2.93 | 2.90 | 0.76 | 0.70 | 0.74 | 0.73 |
| | 11.1 | 2.96 | 2.93 | 2.90 | 2.90 | 0.64 | 0.62 | 0.61 | 0.60 |
| | 13.9 | 2.96 | 2.93 | 2.90 | 2.87 | 0.56 | 0.53 | 0.52 | 0.51 |
| | 16.7 | 2.96 | 2.90 | 2.90 | 2.87 | 0.48 | 0.45 | 0.43 | 0.42 |
| 18.0 | 2.96 | 2.90 | 2.87 | 2.87 | 0.44 | 0.41 | 0.39 | 0.38 | |

Note: The table shows the case where the operation frequency of a compressor is fixed.

| 12k | | | | | | | | [SI_Unit] | |
|----------------------|--|-------------------------------------|------|------|------|----------------------------------|------|-----------|------|
| INDOOR AIRFLOW (CMH) | HEATING PERFORMANCE AT INDOOR DRY BULB TEMPERATURE | | | | | | | | |
| | OUTDOOR DB(°C) | TC:TOTAL CAPACITY IN KILOWATTS (KW) | | | | PI:TOTAL POWER IN KILOWATTS (KW) | | | |
| | | Indoor Conditions (DB °C) | | | | Indoor Conditions (DB °C) | | | |
| | | 16.0 | 20.0 | 22.0 | 24.0 | 16.0 | 20.0 | 22.0 | 24.0 |
| 380 | -20.0 | 2.52 | 2.50 | 2.48 | 2.48 | 0.99 | 1.02 | 1.01 | 1.01 |
| | -15.0 | 2.73 | 2.71 | 2.68 | 2.68 | 1.08 | 1.12 | 1.10 | 1.11 |
| | -10.0 | 2.92 | 2.89 | 2.86 | 2.86 | 1.15 | 1.19 | 1.17 | 1.18 |
| | -7.0 | 3.06 | 3.03 | 3.00 | 3.00 | 1.23 | 1.27 | 1.25 | 1.26 |
| | -5.6 | 3.11 | 3.08 | 3.06 | 3.06 | 1.20 | 1.22 | 1.22 | 1.23 |
| | -2.8 | 3.14 | 3.11 | 3.08 | 3.08 | 1.15 | 1.17 | 1.17 | 1.18 |
| | 0.0 | 3.14 | 3.11 | 3.08 | 3.08 | 1.11 | 1.12 | 1.12 | 1.13 |
| | 2.8 | 3.26 | 3.23 | 3.20 | 3.17 | 1.07 | 1.08 | 1.08 | 1.09 |
| | 5.6 | 3.49 | 3.46 | 3.43 | 3.40 | 1.03 | 1.04 | 1.04 | 1.05 |
| | 7.0 | 3.71 | 3.68 | 3.63 | 3.60 | 1.01 | 1.00 | 1.02 | 1.03 |
| | 11.1 | 3.86 | 3.80 | 3.77 | 3.77 | 0.95 | 0.95 | 0.96 | 0.96 |
| | 13.9 | 3.97 | 3.92 | 3.89 | 3.86 | 0.91 | 0.91 | 0.91 | 0.91 |
| | 16.7 | 4.09 | 4.03 | 4.00 | 3.97 | 0.87 | 0.87 | 0.86 | 0.86 |
| 18.0 | 4.15 | 4.09 | 4.06 | 4.03 | 0.85 | 0.85 | 0.85 | 0.85 | |
| 420 | -20.0 | 2.58 | 2.55 | 2.53 | 2.53 | 1.00 | 1.03 | 1.02 | 1.03 |
| | -15.0 | 2.79 | 2.76 | 2.74 | 2.74 | 1.09 | 1.13 | 1.12 | 1.13 |
| | -10.0 | 2.98 | 2.95 | 2.92 | 2.92 | 1.16 | 1.21 | 1.19 | 1.20 |
| | -7.0 | 3.12 | 3.09 | 3.06 | 3.06 | 1.24 | 1.28 | 1.27 | 1.28 |
| | -5.6 | 3.17 | 3.14 | 3.11 | 3.11 | 1.22 | 1.23 | 1.24 | 1.25 |
| | -2.8 | 3.20 | 3.17 | 3.17 | 3.14 | 1.17 | 1.18 | 1.19 | 1.19 |
| | 0.0 | 3.23 | 3.17 | 3.17 | 3.14 | 1.12 | 1.13 | 1.14 | 1.14 |
| | 2.8 | 3.35 | 3.29 | 3.26 | 3.26 | 1.08 | 1.09 | 1.10 | 1.10 |
| | 5.6 | 3.58 | 3.52 | 3.49 | 3.46 | 1.04 | 1.05 | 1.06 | 1.06 |
| | 7.0 | 3.82 | 3.76 | 3.68 | 3.68 | 1.03 | 1.02 | 1.04 | 1.04 |
| | 11.1 | 3.94 | 3.89 | 3.86 | 3.83 | 0.96 | 0.97 | 0.97 | 0.97 |
| | 13.9 | 4.06 | 4.00 | 3.97 | 3.94 | 0.92 | 0.92 | 0.92 | 0.92 |
| | 16.7 | 4.18 | 4.12 | 4.09 | 4.06 | 0.88 | 0.88 | 0.88 | 0.88 |
| 18.0 | 4.23 | 4.18 | 4.15 | 4.12 | 0.86 | 0.86 | 0.86 | 0.86 | |
| 520 | -20.0 | 2.60 | 2.57 | 2.55 | 2.55 | 1.01 | 1.05 | 1.03 | 1.04 |
| | -15.0 | 2.81 | 2.78 | 2.76 | 2.76 | 1.11 | 1.14 | 1.13 | 1.13 |
| | -10.0 | 3.00 | 2.97 | 2.95 | 2.95 | 1.18 | 1.22 | 1.20 | 1.21 |
| | -7.0 | 3.14 | 3.11 | 3.09 | 3.09 | 1.26 | 1.30 | 1.28 | 1.29 |
| | -5.6 | 3.20 | 3.17 | 3.14 | 3.14 | 1.23 | 1.24 | 1.25 | 1.26 |
| | -2.8 | 3.23 | 3.20 | 3.17 | 3.17 | 1.18 | 1.19 | 1.20 | 1.21 |
| | 0.0 | 3.26 | 3.20 | 3.20 | 3.17 | 1.13 | 1.14 | 1.15 | 1.15 |
| | 2.8 | 3.38 | 3.32 | 3.29 | 3.29 | 1.09 | 1.10 | 1.11 | 1.11 |
| | 5.6 | 3.61 | 3.55 | 3.52 | 3.52 | 1.05 | 1.06 | 1.06 | 1.07 |
| | 7.0 | 3.86 | 3.80 | 3.74 | 3.71 | 1.03 | 1.02 | 1.04 | 1.05 |
| | 11.1 | 3.97 | 3.94 | 3.92 | 3.89 | 0.97 | 0.97 | 0.97 | 0.98 |
| | 13.9 | 4.12 | 4.06 | 4.03 | 4.00 | 0.93 | 0.93 | 0.93 | 0.93 |
| | 16.7 | 4.23 | 4.18 | 4.15 | 4.09 | 0.88 | 0.88 | 0.88 | 0.88 |
| 18.0 | 4.29 | 4.23 | 4.18 | 4.15 | 0.86 | 0.86 | 0.86 | 0.86 | |

Note: The table shows the case where the operation frequency of a compressor is fixed.

| 18k | | | | | | | | [SI_Unit] | |
|----------------------|--|-------------------------------------|------|------|------|----------------------------------|------|-----------|------|
| INDOOR AIRFLOW (CMH) | HEATING PERFORMANCE AT INDOOR DRY BULB TEMPERATURE | | | | | | | | |
| | OUTDOOR DB(°C) | TC:TOTAL CAPACITY IN KILOWATTS (KW) | | | | PI:TOTAL POWER IN KILOWATTS (KW) | | | |
| | | Indoor Conditions (DB °C) | | | | Indoor Conditions (DB °C) | | | |
| | | 16.0 | 20.0 | 22.0 | 24.0 | 16.0 | 20.0 | 22.0 | 24.0 |
| 510 | -20.0 | 3.74 | 3.69 | 3.67 | 3.64 | 1.50 | 1.56 | 1.54 | 1.54 |
| | -15.0 | 4.04 | 3.99 | 3.97 | 3.94 | 1.64 | 1.71 | 1.68 | 1.69 |
| | -10.0 | 4.32 | 4.26 | 4.24 | 4.21 | 1.75 | 1.82 | 1.79 | 1.80 |
| | -7.0 | 4.52 | 4.47 | 4.44 | 4.41 | 1.86 | 1.93 | 1.90 | 1.91 |
| | -5.6 | 4.58 | 4.52 | 4.50 | 4.47 | 1.82 | 1.84 | 1.85 | 1.86 |
| | -2.8 | 4.61 | 4.58 | 4.55 | 4.52 | 1.74 | 1.76 | 1.77 | 1.77 |
| | 0.0 | 4.61 | 4.58 | 4.55 | 4.52 | 1.67 | 1.68 | 1.69 | 1.70 |
| | 2.8 | 4.79 | 4.73 | 4.70 | 4.67 | 1.61 | 1.62 | 1.62 | 1.63 |
| | 5.6 | 5.10 | 5.05 | 5.02 | 4.99 | 1.54 | 1.55 | 1.55 | 1.55 |
| | 7.0 | 5.46 | 5.39 | 5.31 | 5.28 | 1.50 | 1.47 | 1.51 | 1.51 |
| | 11.1 | 5.66 | 5.57 | 5.54 | 5.48 | 1.39 | 1.39 | 1.39 | 1.39 |
| | 13.9 | 5.80 | 5.71 | 5.68 | 5.66 | 1.32 | 1.32 | 1.32 | 1.31 |
| | 16.7 | 5.97 | 5.89 | 5.83 | 5.80 | 1.25 | 1.24 | 1.24 | 1.24 |
| 18.0 | 6.03 | 5.95 | 5.92 | 5.86 | 1.21 | 1.21 | 1.20 | 1.20 | |
| 620 | -20.0 | 3.82 | 3.77 | 3.77 | 3.75 | 1.53 | 1.58 | 1.55 | 1.56 |
| | -15.0 | 4.13 | 4.08 | 4.08 | 4.05 | 1.67 | 1.73 | 1.70 | 1.71 |
| | -10.0 | 4.41 | 4.36 | 4.36 | 4.33 | 1.78 | 1.84 | 1.81 | 1.82 |
| | -7.0 | 4.62 | 4.56 | 4.56 | 4.53 | 1.89 | 1.96 | 1.92 | 1.93 |
| | -5.6 | 4.67 | 4.61 | 4.61 | 4.58 | 1.84 | 1.86 | 1.87 | 1.88 |
| | -2.8 | 4.73 | 4.67 | 4.64 | 4.61 | 1.76 | 1.78 | 1.78 | 1.79 |
| | 0.0 | 4.73 | 4.67 | 4.64 | 4.61 | 1.69 | 1.70 | 1.71 | 1.71 |
| | 2.8 | 4.90 | 4.81 | 4.79 | 4.76 | 1.62 | 1.63 | 1.63 | 1.64 |
| | 5.6 | 5.22 | 5.16 | 5.10 | 5.08 | 1.55 | 1.56 | 1.56 | 1.57 |
| | 7.0 | 5.57 | 5.51 | 5.42 | 5.39 | 1.51 | 1.48 | 1.52 | 1.52 |
| | 11.1 | 5.77 | 5.68 | 5.66 | 5.63 | 1.40 | 1.40 | 1.40 | 1.40 |
| | 13.9 | 5.95 | 5.86 | 5.80 | 5.77 | 1.33 | 1.32 | 1.32 | 1.32 |
| | 16.7 | 6.09 | 6.00 | 5.97 | 5.92 | 1.25 | 1.25 | 1.24 | 1.24 |
| 18.0 | 6.18 | 6.09 | 6.03 | 6.00 | 1.22 | 1.21 | 1.20 | 1.20 | |
| 835 | -20.0 | 3.86 | 3.81 | 3.79 | 3.76 | 1.54 | 1.59 | 1.57 | 1.58 |
| | -15.0 | 4.17 | 4.12 | 4.10 | 4.07 | 1.68 | 1.74 | 1.71 | 1.72 |
| | -10.0 | 4.46 | 4.40 | 4.37 | 4.35 | 1.79 | 1.86 | 1.83 | 1.84 |
| | -7.0 | 4.67 | 4.61 | 4.58 | 4.55 | 1.90 | 1.97 | 1.94 | 1.95 |
| | -5.6 | 4.73 | 4.67 | 4.64 | 4.61 | 1.86 | 1.88 | 1.89 | 1.90 |
| | -2.8 | 4.79 | 4.73 | 4.70 | 4.67 | 1.78 | 1.79 | 1.80 | 1.81 |
| | 0.0 | 4.79 | 4.73 | 4.70 | 4.67 | 1.70 | 1.72 | 1.73 | 1.73 |
| | 2.8 | 4.93 | 4.87 | 4.84 | 4.81 | 1.64 | 1.65 | 1.65 | 1.66 |
| | 5.6 | 5.28 | 5.19 | 5.16 | 5.13 | 1.57 | 1.58 | 1.58 | 1.59 |
| | 7.0 | 5.66 | 5.57 | 5.48 | 5.45 | 1.53 | 1.50 | 1.54 | 1.54 |
| | 11.1 | 5.83 | 5.74 | 5.71 | 5.68 | 1.42 | 1.42 | 1.42 | 1.42 |
| | 13.9 | 6.00 | 5.92 | 5.86 | 5.83 | 1.35 | 1.34 | 1.34 | 1.34 |
| | 16.7 | 6.15 | 6.06 | 6.03 | 5.97 | 1.27 | 1.27 | 1.26 | 1.26 |
| 18.0 | 6.24 | 6.15 | 6.09 | 6.06 | 1.24 | 1.23 | 1.23 | 1.22 | |

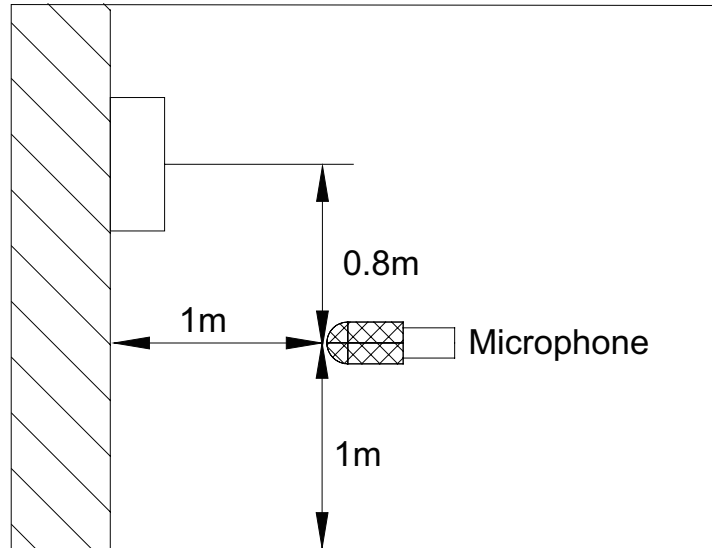
Note: The table shows the case where the operation frequency of a compressor is fixed.

| 24k | | | | | | | | [SI_Unit] | |
|----------------------|--|-------------------------------------|------|------|------|----------------------------------|------|-----------|------|
| INDOOR AIRFLOW (CMH) | HEATING PERFORMANCE AT INDOOR DRY BULB TEMPERATURE | | | | | | | | |
| | OUTDOOR DB(°C) | TC:TOTAL CAPACITY IN KILOWATTS (KW) | | | | PI:TOTAL POWER IN KILOWATTS (KW) | | | |
| | | Indoor Conditions (DB °C) | | | | Indoor Conditions (DB °C) | | | |
| | | 16.0 | 20.0 | 22.0 | 24.0 | 16.0 | 20.0 | 22.0 | 24.0 |
| 810 | -20.0 | 5.66 | 5.61 | 5.57 | 5.54 | 2.29 | 2.37 | 2.31 | 2.32 |
| | -15.0 | 6.13 | 6.08 | 6.02 | 6.00 | 2.51 | 2.59 | 2.53 | 2.54 |
| | -10.0 | 6.54 | 6.49 | 6.43 | 6.40 | 2.67 | 2.77 | 2.70 | 2.71 |
| | -7.0 | 6.86 | 6.80 | 6.74 | 6.71 | 2.84 | 2.94 | 2.87 | 2.88 |
| | -5.6 | 6.80 | 6.74 | 6.68 | 6.65 | 2.75 | 2.77 | 2.78 | 2.78 |
| | -2.8 | 6.71 | 6.65 | 6.59 | 6.56 | 2.59 | 2.60 | 2.61 | 2.61 |
| | 0.0 | 6.56 | 6.48 | 6.45 | 6.39 | 2.43 | 2.43 | 2.44 | 2.44 |
| | 2.8 | 6.62 | 6.54 | 6.51 | 6.45 | 2.30 | 2.30 | 2.30 | 2.29 |
| | 5.6 | 6.88 | 6.80 | 6.77 | 6.71 | 2.16 | 2.15 | 2.15 | 2.14 |
| | 7.0 | 7.19 | 7.10 | 7.04 | 7.01 | 2.09 | 2.00 | 2.07 | 2.07 |
| | 11.1 | 7.27 | 7.18 | 7.12 | 7.07 | 1.87 | 1.85 | 1.84 | 1.82 |
| | 13.9 | 7.33 | 7.24 | 7.18 | 7.12 | 1.72 | 1.69 | 1.68 | 1.66 |
| | 16.7 | 7.41 | 7.30 | 7.24 | 7.18 | 1.57 | 1.54 | 1.53 | 1.51 |
| 18.0 | 7.44 | 7.30 | 7.24 | 7.18 | 1.51 | 1.47 | 1.45 | 1.43 | |
| 950 | -20.0 | 5.78 | 5.73 | 5.71 | 5.68 | 2.31 | 2.39 | 2.34 | 2.35 |
| | -15.0 | 6.25 | 6.20 | 6.18 | 6.15 | 2.52 | 2.62 | 2.56 | 2.57 |
| | -10.0 | 6.68 | 6.62 | 6.59 | 6.57 | 2.69 | 2.79 | 2.73 | 2.74 |
| | -7.0 | 7.00 | 6.94 | 6.91 | 6.88 | 2.86 | 2.97 | 2.90 | 2.91 |
| | -5.6 | 6.91 | 6.85 | 6.83 | 6.80 | 2.78 | 2.79 | 2.80 | 2.81 |
| | -2.8 | 6.85 | 6.77 | 6.74 | 6.71 | 2.61 | 2.63 | 2.63 | 2.64 |
| | 0.0 | 6.68 | 6.62 | 6.56 | 6.54 | 2.45 | 2.46 | 2.46 | 2.46 |
| | 2.8 | 6.74 | 6.68 | 6.62 | 6.59 | 2.32 | 2.32 | 2.32 | 2.32 |
| | 5.6 | 7.03 | 6.94 | 6.88 | 6.85 | 2.18 | 2.17 | 2.17 | 2.16 |
| | 7.0 | 7.33 | 7.24 | 7.18 | 7.15 | 2.11 | 2.02 | 2.09 | 2.09 |
| | 11.1 | 7.41 | 7.33 | 7.27 | 7.21 | 1.89 | 1.87 | 1.85 | 1.84 |
| | 13.9 | 7.50 | 7.39 | 7.33 | 7.27 | 1.74 | 1.71 | 1.69 | 1.68 |
| | 16.7 | 7.56 | 7.44 | 7.39 | 7.33 | 1.59 | 1.55 | 1.53 | 1.52 |
| 18.0 | 7.59 | 7.47 | 7.41 | 7.36 | 1.53 | 1.49 | 1.47 | 1.44 | |
| 1170 | -20.0 | 5.83 | 5.78 | 5.73 | 5.71 | 2.34 | 2.42 | 2.36 | 2.37 |
| | -15.0 | 6.31 | 6.26 | 6.21 | 6.18 | 2.56 | 2.65 | 2.58 | 2.59 |
| | -10.0 | 6.74 | 6.68 | 6.63 | 6.60 | 2.73 | 2.82 | 2.76 | 2.77 |
| | -7.0 | 7.06 | 7.00 | 6.94 | 6.91 | 2.90 | 3.00 | 2.93 | 2.94 |
| | -5.6 | 7.00 | 6.94 | 6.88 | 6.85 | 2.81 | 2.82 | 2.83 | 2.84 |
| | -2.8 | 6.91 | 6.85 | 6.80 | 6.77 | 2.64 | 2.65 | 2.66 | 2.66 |
| | 0.0 | 6.77 | 6.68 | 6.65 | 6.59 | 2.48 | 2.48 | 2.48 | 2.49 |
| | 2.8 | 6.83 | 6.74 | 6.71 | 6.65 | 2.34 | 2.34 | 2.34 | 2.34 |
| | 5.6 | 7.12 | 7.03 | 6.97 | 6.94 | 2.21 | 2.19 | 2.19 | 2.18 |
| | 7.0 | 7.42 | 7.33 | 7.27 | 7.24 | 2.14 | 2.04 | 2.11 | 2.11 |
| | 11.1 | 7.53 | 7.41 | 7.36 | 7.30 | 1.91 | 1.89 | 1.87 | 1.86 |
| | 13.9 | 7.59 | 7.47 | 7.41 | 7.36 | 1.76 | 1.73 | 1.71 | 1.69 |
| | 16.7 | 7.65 | 7.53 | 7.47 | 7.41 | 1.60 | 1.57 | 1.55 | 1.53 |
| 18.0 | 7.67 | 7.56 | 7.50 | 7.44 | 1.53 | 1.50 | 1.48 | 1.46 | |

Note: The table shows the case where the operation frequency of a compressor is fixed.

9. Noise Criterion Curves

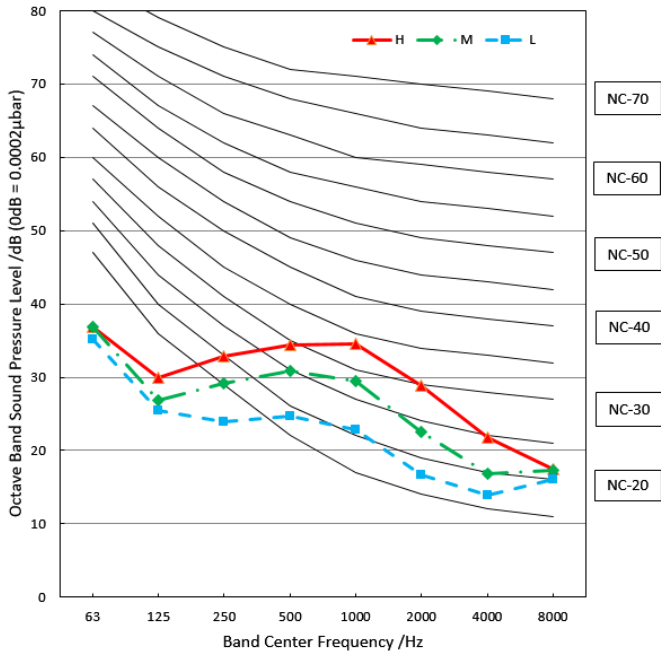
9.1 Indoor Unit



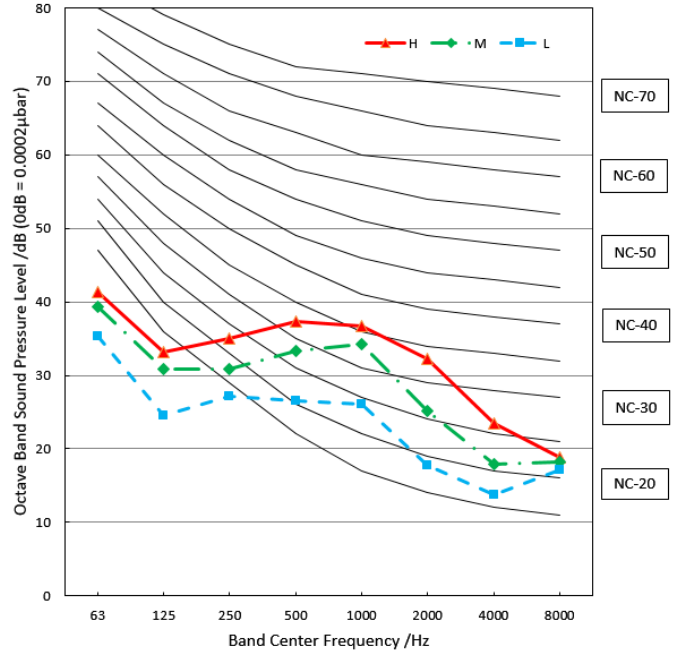
Notes:

- Sound measured at 1.0m away from the center of the unit.
- Data is valid at free field condition
- Data is valid at nominal operation condition
- Reference acoustic pressure $OdB = 20\mu Pa$
- Sound level will vary depending on a range of factors such as the construction -(acoustic absorption coefficient) of particular room in which the equipment is installed.
- The operating conditions are assumed to be standard.

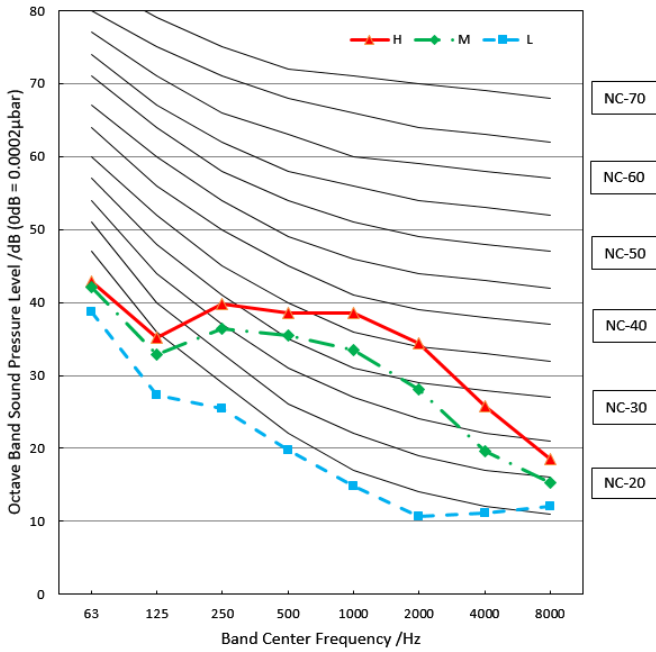
MSCB1BU -09HRFN8-QRD1GW



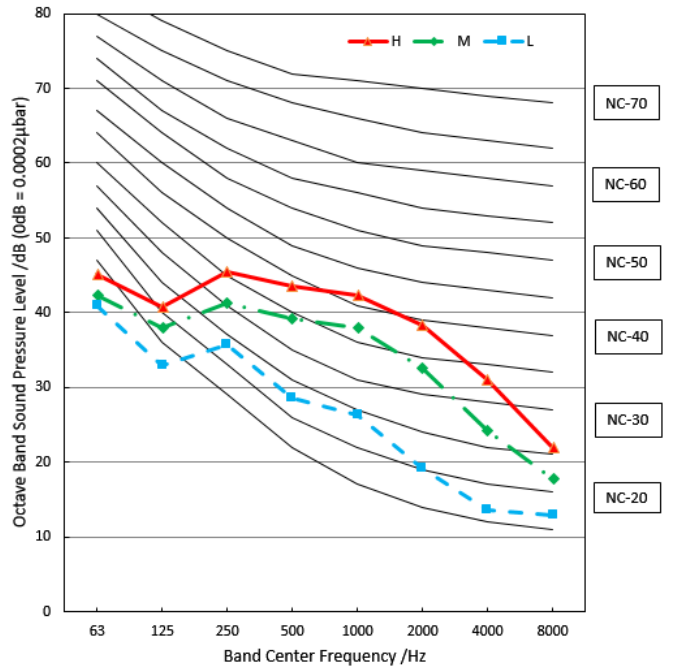
MSCB1BU -12HRFN8-QRD1GW



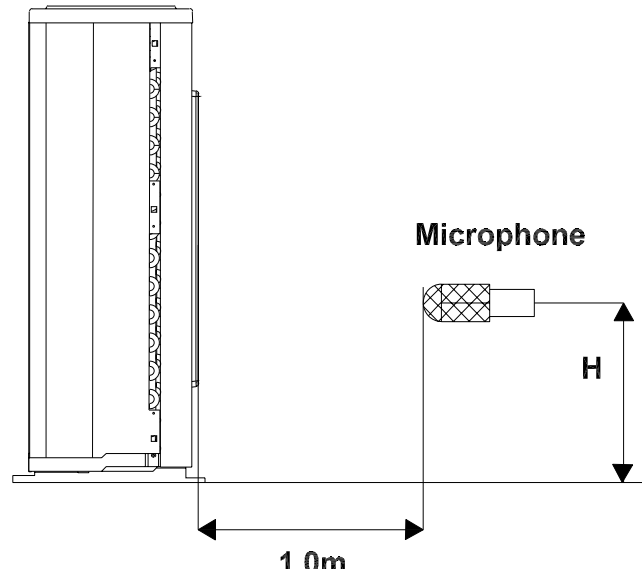
MSCB1CU-18HRFN8-QRD1GW



MSCB1DU-24HRFN8-QRD1GW



9.2 Outdoor Unit

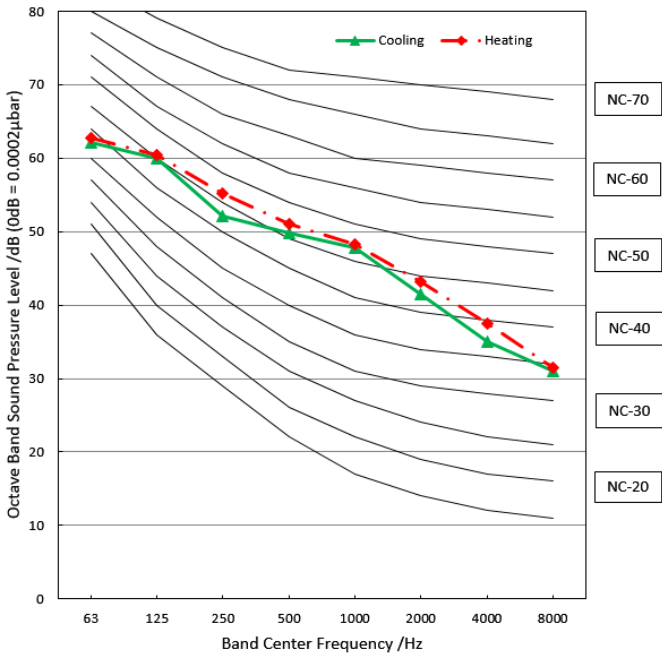


Note: $H = 0.5 \times$ height of outdoor unit

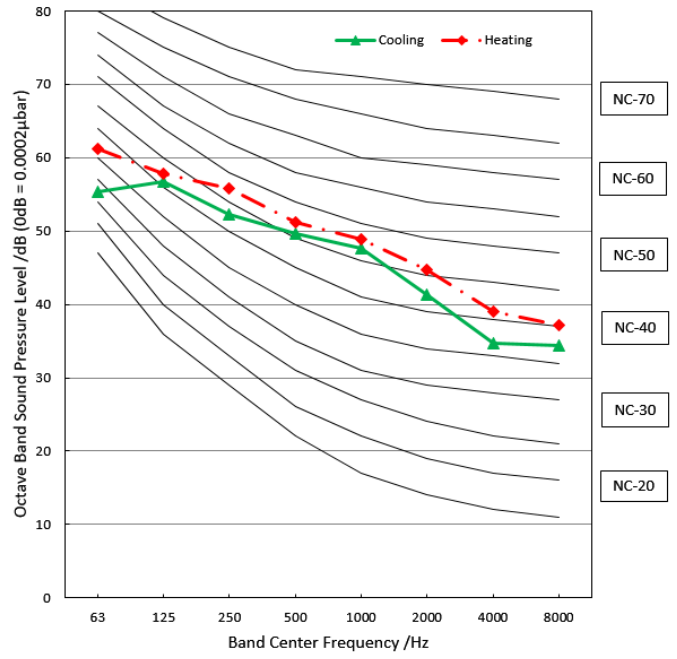
Notes:

- Sound measured at 1.0m away from the center of the unit.
- Data is valid at free field condition
- Data is valid at nominal operation condition
- Reference acoustic pressure $OdB=20\mu Pa$
- Sound level will vary depending on arrangement of factors such as the construction (acoustic absorption coefficient) of particular room in which the equipment is installed.
- The operating conditions are assumed to be standard.

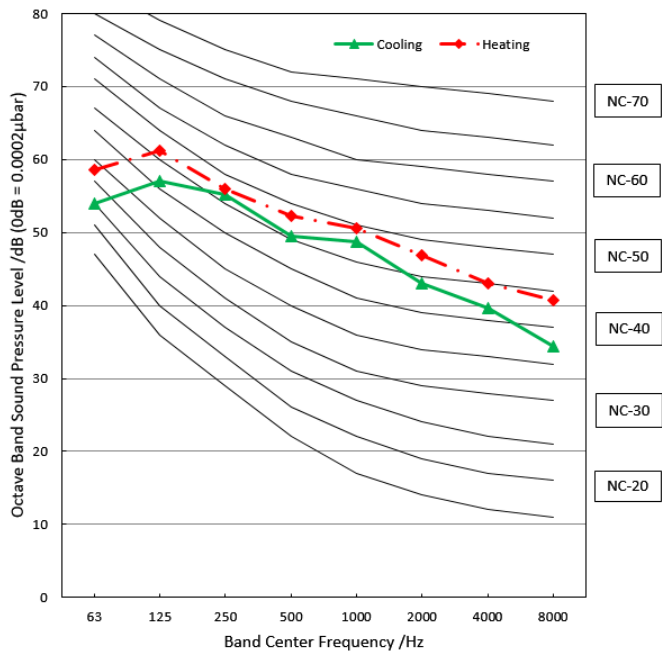
MOX104-09HFN8-QRD1GW



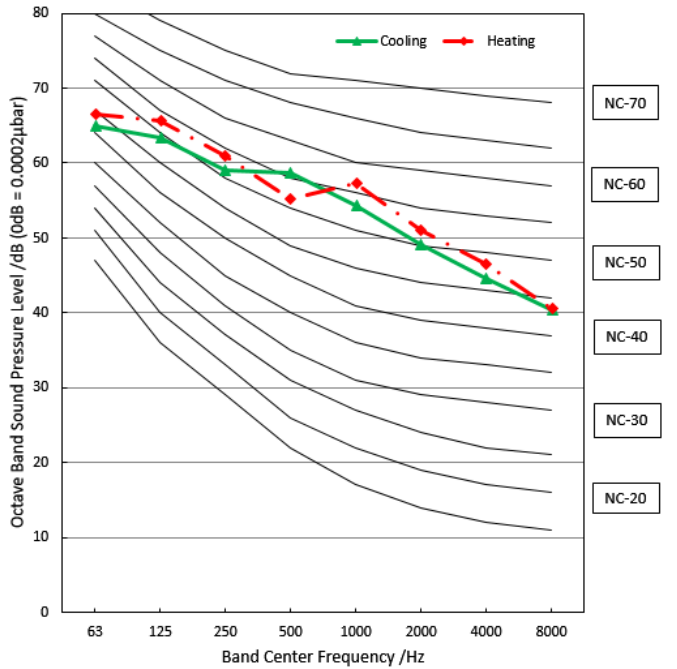
MOX103-12HFN8-QRD1GW



MOX301-18HFN8-QRD1GW



MOX401-24HFN8-QRD0GW



10. Electrical Characteristics

| Capacity (Btu/h) | Outdoor Unit | | | Power Supply | | | Compressor | | OFM | | | IFM | |
|---------------------|--------------|----|---------|--------------|-------|-----|------------|------|-----|----|-------|-----|-------|
| | Phase | Hz | Voltage | MCA | MOP | MFA | MSC | RLA | Qty | W | FLA | W | FLA |
| 9k | 1 | 50 | 220-240 | 8.17 | 13.82 | 20 | / | 5.65 | 1 | 25 | 0.76 | 20 | 0.35 |
| 12k | | | | 8.17 | 13.82 | 20 | / | 5.65 | 1 | 25 | 0.76 | 20 | 0.35 |
| 18k | | | | 10.37 | 17.87 | 20 | / | 7.5 | 1 | 34 | 0.66 | 30 | 0.339 |
| 24k | | | | 13.38 | 22.68 | 25 | / | 9.3 | 1 | 80 | 0.852 | 58 | 0.9 |

Notes:

MCA: Minimum Circuit Amperes (A)

MOP: Maximum rating over current protective device

MFA: Maximum Fuse Amperes (A)

MSC: Maximum Starting Current

RLA: Rated Load Amperes (A)

IFM: Indoor Fan Motor

OFM: Outdoor Fan Motor

FLA: Full Load Amperes (A)

Product Features

Contents

| | | |
|-----------|---|-----------|
| 1. | Operation Modes and Functions | 46 |
| 1.1 | Display Function | 46 |
| 1.2 | Abbreviation..... | 47 |
| 1.3 | Safety Features | 47 |
| 1.4 | Fan Mode..... | 47 |
| 1.5 | Cooling Mode | 47 |
| 1.6 | Heating Mode(Heat Pump Units) | 48 |
| 1.7 | Auto Mode..... | 50 |
| 1.8 | Drying Mode | 50 |
| 1.9 | Forced Operation Function | 50 |
| 1.10 | Timer Function | 50 |
| 1.11 | Sleep Function..... | 51 |
| 1.12 | Auto-Restart Function..... | 51 |
| 1.13 | Active Clean function | 51 |
| 1.14 | Follow Me(Optional)..... | 51 |
| 1.15 | 8°C Heating | 51 |
| 1.16 | Silence | 51 |
| 1.17 | ECO Function | 51 |
| 1.18 | Electrical Energy Consumption Control Function..... | 52 |



Contents



| | | |
|-----------|--|-----------|
| 1.19 | Breezeless Function | 52 |
| 1.20 | Coolflash Function..... | 52 |
| 1.21 | Heatflash Function..... | 52 |
| 1.22 | Air Magic+ Function | 52 |
| 1.23 | UV-C lamp Function(optional)..... | 52 |
| 1.24 | Wireless control(optional) | 52 |
| 2. | Remote Controller Functions | 53 |
| 2.1 | Infrared Wireless Remote Controller..... | 53 |

1. Operation Modes and Functions

1.1 Display Function

Unit display functions



| Display Code | Function |
|---|---|
| ECO | When ECO feature is activated. |
|  | When Wireless Control feature is activated. (some units) |
|  | When Air magic or UV lamp(if any) feature is activated. |
| 88.8 | Displays temperature, operation feature and Error codes. |
| ON (3s) | Timer ON is set. UV lamp, Fresh, Brezzeless, SWING, TURBO, or SILENCE features is turned on. |
| OF (3s) | Timer OFF is set. UV lamp, Fresh, Brezzeless, SWING, TURBO, or SILENCE features is turned off. |
| df | When defrosting(cooling & heating units). |
| CL | When active clean function is turned on. |
| FP | When 8°C(46°F) heating mode is turned on. |

1.2 Abbreviation

Unit element abbreviations

| Abbreviation | Element |
|-------------------------|--|
| T1 | Indoor room temperature |
| T2 | Coil temperature of evaporator |
| T3 | Coil temperature of condenser |
| T4 | Outdoor ambient temperature |
| Tsc | Adjusted setting temperature |
| TP | Compressor discharge temperature |
| CDIFTEMP | Cooling shutdown temperature |
| HDIFTEMP2 | Heating shutdown temperature |
| TCDI1 | Enter defrost temperature |
| TCDE1 | Exit defrost temperature1 |
| TCDE2 | Exit defrost temperature2 (maintain for a period of time) |
| TIMING_ DEFROST_TIME | Enter defrost time |

In this manual, such as CDIFTEMP, HDIFTEMP2, TCDE1, TCDE2, TIMING_DEFROST_TIME...etc., they are well-setting parameter of EEPROM.

1.3 Safety Features

Compressor three-minute delay at restart

Compressor functions are delayed for up to ten seconds upon the first startup of the unit, and are delayed for up to three minutes upon subsequent unit restarts.

Automatic shutoff based on discharge temperature

If the compressor discharge temperature exceeds a certain level for a period of time, the compressor ceases operation.

Automatic shutoff based on fan speed

If the indoor fan speed registers below 200RPM or over 2100RPM for an extended period of time, the unit ceases operation and the corresponding error code is displayed on the indoor unit.

Inverter module protection

The inverter module has an automatic shutoff mechanism based on the unit's current, voltage, and temperature. If automatic shutoff is initiated, the corresponding error code is displayed on the indoor unit and the unit ceases operation.

Indoor fan delayed operation

- When the unit starts, the louver is automatically activated and the indoor fan will operate after a period

of setting time or the louver is in place.

- If the unit is in heating mode, the indoor fan is regulated by the anti-cold wind function.

Compressor preheating

Preheating is automatically activated when T4 is lower than setting temperature.

Sensor redundancy and automatic shutoff

- If one temperature sensor malfunctions, the air conditioner continues operation and displays the corresponding error code, allowing for emergency use.
- When more than one temperature sensor is malfunctioning, the air conditioner ceases operation.

1.4 Fan Mode

When fan mode is activated:

- The outdoor fan and compressor cease operation.
- Temperature control is disabled and indoor room temperature is displayed.
- The indoor fan speed can be set to 1%~100%, or auto.
- The louver operations are identical to those in cooling mode.
- Auto fan: In fan-only mode, AC operates the same as auto fan in cooling mode with the temperature set at 24°C(75°F).(Tsc =24°C(75°F))

1.5 Cooling Mode

1.5.1 Compressor Control

Reach the configured temperature:

- 1) When the compressor runs continuously for within 120 minutes.
 - If the following conditions are satisfied, the compressor ceases operation.
 - Calculated frequency(fb) is less than minimum limit frequency(FminC).
 - Compressor runs at FminC more than 10 minutes
 - T1 is lower than or equal to (Tsc-CDIFTEMP-0.5°C(32.9°F))

Note: CDIFTEMP is EEPROM setting parameter. It is 2°C(35.6°F) usually.

- 2) When the compressor runs continuously for more than 120 minutes.
 - If the following conditions are satisfied, the compressor ceases operation.
 - Calculated frequency(fb) is less than minimum limit frequency(FminC).

- Compressor runs at F_{minC} more than 10 minutes.
- $T1$ is lower than or equal to $(T_{sc}-CDIFTEMP)$.

Note: CDIFTEMP is EEPROM setting parameter. It is $2^{\circ}C(35.6^{\circ}F)$ usually.

3) If one of the following conditions is satisfied, not judge protective time.

- Compressor running frequency(fr) is more than test frequency(TestFre).
- Compressor running frequency is equal to test frequency, $T4$ is more than $15^{\circ}C(59^{\circ}F)$ or $T4$ fault.
- Change setting temperature.
- Turbo or sleep function on/off
- Various frequency limit shutdown occurs.

1.5.2 Indoor Fan Control

1) In cooling mode, the indoor fan operates continuously. The fan speed can be set to 1%-100%, or auto.

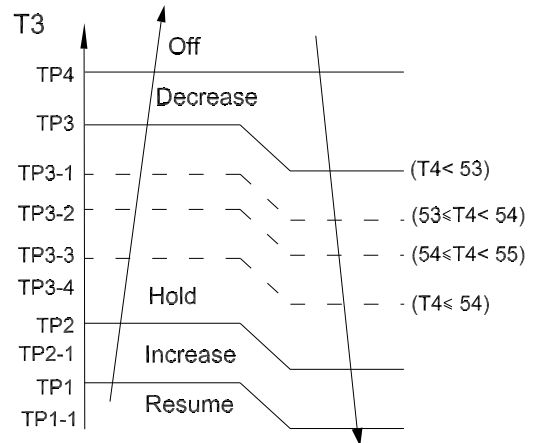
2) Auto fan

- Descent curve
 - When $T1-T_{sc}$ is lower than or equal to $3.5^{\circ}C(6.3^{\circ}F)$, fan speed reduces to 80%;
 - When $T1-T_{sc}$ is lower than or equal to $1^{\circ}C(1.8^{\circ}F)$, fan speed reduces to 60%;
 - When $T1-T_{sc}$ is lower than or equal to $0.5^{\circ}C(0.9^{\circ}F)$, fan speed reduces to 40%;
 - When $T1-T_{sc}$ is lower than or equal to $0^{\circ}C(0^{\circ}F)$, fan speed reduces to 20%;
 - When $T1-T_{sc}$ is lower than or equal to $-0.5^{\circ}C(-0.9^{\circ}F)$, fan speed reduces to 1%.
- Rise curve
 - When $T1-T_{sc}$ is higher than $0^{\circ}C(0^{\circ}F)$, fan speed increases to 20%;
 - When $T1-T_{sc}$ is higher than $0.5^{\circ}C(0.9^{\circ}F)$, fan speed increases to 40%;
 - When $T1-T_{sc}$ is higher than $1^{\circ}C(1.8^{\circ}F)$, fan speed increases to 60%;
 - When $T1-T_{sc}$ is higher than $1.5^{\circ}C(2.7^{\circ}F)$, fan speed increases to 80%;
 - When $T1-T_{sc}$ is higher than $4^{\circ}C(7.2^{\circ}F)$, fan speed increases to 100%.

1.5.3 Outdoor Fan Control

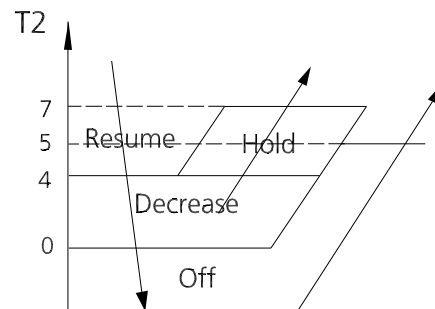
- The outdoor unit will be run at different fan speed according to $T4$ and compressor running frequency..
- For different outdoor units, the fan speeds are different.

1.5.4 Condenser Temperature Protection



When the condenser temperature exceeds a configured value, the compressor ceases operation.

1.5.5 Evaporator Temperature Protection



- Off: Compressor stops.
- Decrease: Decrease the running frequency to the lower level per 1 minute.
- Hold: Keep the current frequency.
- Resume: No limitation for frequency.

1.6 Heating Mode(Heat Pump Units)

1.6.1 Compressor Control

1) Reach the configured temperature

- If the following conditions are satisfied, the compressor ceases operation.
 - Calculated frequency(f_b) is less than minimum limit frequency(F_{minH}).
 - Compressor runs at F_{minH} more than 10 minutes.

- T1 is higher than or equal to Tsc+ HDIFTEMP2.

Note: HDIFTEMP2 is EEPROM setting parameter. It is 2°C(35.6°F) usually.

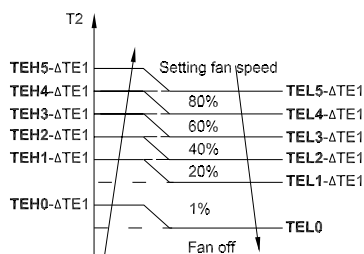
- If one of the following conditions is satisfied, not judge protective time.
 - Compressor running frequency(fr) is more than test frequency(TestFre).
 - When compressor running frequency is equal to test frequency, T4 is more than 15°C(59°F) or T4 fault.
 - Change setting temperature.
 - Turbo or sleep function on/off.

2) When the current is higher than the predefined safe value, surge protection is activated, causing the compressor to cease operations.

1.6.2 Indoor Fan Control:

1) In heating mode, the indoor fan operates continuously. The fan speed can be set to 1%-100%, or mute. And the anti-cold wind function has the priority.

- Anti-cold air function
 - The indoor fan is controlled by the indoor temperature T1 and indoor unit coil temperature T2.



| | |
|---|---|
| $T1 \geq 19^{\circ}\text{C} (66.2^{\circ}\text{F})$ | $\Delta\text{TE}1=0$ |
| $15^{\circ}\text{C} (59^{\circ}\text{F}) \leq T1 < 19^{\circ}\text{C} (66.2^{\circ}\text{F})$ | $\Delta\text{TE}1=19^{\circ}\text{C}-T1$ ($34.2^{\circ}\text{F}-T1$) |
| $T1 < 15^{\circ}\text{C} (59^{\circ}\text{F})$ | $\Delta\text{TE}1=4^{\circ}\text{C} (7.2^{\circ}\text{F})$ |

2) Auto fan

- Rise curve
 - When T1-Tsc is higher than -1.5°C(-2.7°F), fan speed reduces to 80%;
 - When T1-Tsc is higher than 0°C(0°F), fan speed reduces to 60%;
 - When T1-Tsc is higher than 0.5°C(0.9°F), fan speed reduces to 40%;
 - When T1-Tsc is higher than 1°C(1.8°F), fan speed reduces to 20%.
- Descent curve
 - When T1-Tsc is lower than or equal to 0.5°C(0.9°F), fan speed increases to 40%;

- When T1-Tsc is lower than or equal to 0°C(0°F), fan speed increases to 60%;
- When T1-Tsc is lower than or equal to -1.5°C(-2.7°F), fan speed increases to 80%;
- When T1-Tsc is lower than or equal to -3°C(5.4°F), fan speed increases to 100%.

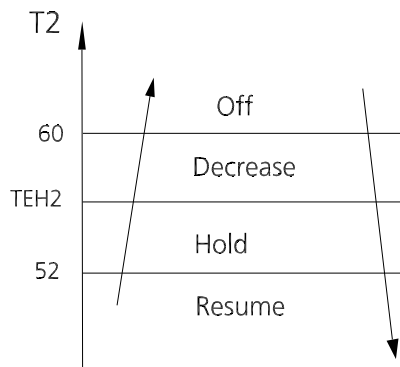
1.6.3 Outdoor Fan Control:

- The outdoor unit will be run at different fan speed according to T4 and compressor running frequency.
- For different outdoor units, the fan speeds are different.

1.6.4 Defrosting mode

- The unit enters defrosting mode according to changes in the temperature value of T3, T4 as well as the compressor running time.
- In defrosting mode, the compressor continues to run, the indoor and outdoor motor will cease operation, the defrost light of the indoor unit will turn on, and the "df" symbol is displayed.
- If any one of the following conditions is satisfied, defrosting ends and the machine switches to normal heating mode:
 - T3 rises above TCDE1°C.
 - T3 maintained above TCDE2°C for 80 seconds.
 - Unit runs for 15 minutes consecutively in defrosting mode.
- If T4 is lower than or equal to -22°C(-7.6°F) and compressor running time is more than TIMING_DEFROST_TIME, if any one of the following conditions is satisfied, defrosting ends and the machine switches to normal heating mode:
 - Unit runs for 10 minutes consecutively in defrosting mode.
 - T3 rises above 10°C(50°F).
- If any one of the following conditions is satisfied, the unit enters defrosting mode
 - If T3 or T4 is lower than -3°C(26.6°F) for 30 seconds, Ts-T1 is lower than 5°C and compressor running time is more than 90min.
 - If T3 or T4 is lower than -3°C(26.6°F) for 30 seconds and compressor running time is more than 120min.
- If any one of the following conditions is satisfied, defrosting ends and the machine switches to normal heating mode:
 - T3 rises above TCDE1+4°C.
 - T3 maintained above TCDE2+4°C for 80 seconds.
 - Unit runs for 15 minutes consecutively in defrosting mode.

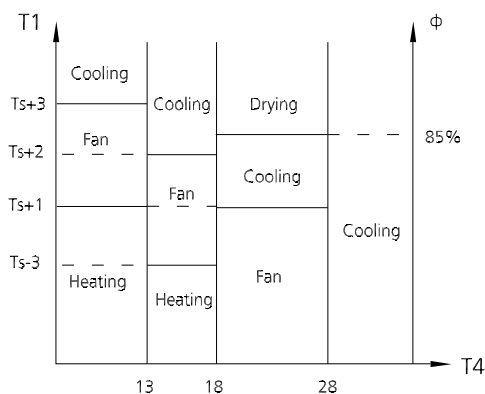
1.6.5 Evaporator Temperature Protection



- Off: Compressor stops.
- Decrease: Decrease the running frequency to the lower level per 20 seconds.
- Hold: Keep the current frequency.
- Resume: No limitation for frequency.

1.7 Auto Mode

- This mode can be selected with the remote controller and the setting temperature can be changed between 16°C~30°C.
- In auto mode, the machine selects cooling, heating, auto-drying or fan-only mode on the basis of T1, Ts, T4 and relative humidity.



- If the setting temperature is modified, the machine selects a new running function.

1.8 Drying Mode

- In drying mode, AC operates the same as auto fan in cooling mode.
- All protections are activated and operate the same as they do that in cooling mode.
- Low Room Temperature Protection

If the room temperature is lower than 10°C, the compressor ceases operations and does not resume until room temperature exceeds 12°C.

1.9 Forced Operation Function

- Forced cooling mode:

The compressor and outdoor fan continue to run (fixed at rated frequency), and the indoor fan runs at rated speed. After running for 30 minutes, the AC will switch to auto mode with a preset temperature of 24°C.

- Forced auto mode:

Forced auto mode operates the same as normal auto mode with a preset temperature of 24°C.

- The unit exits forced operation when it receives the following signals:

- Switch on
- Switch off
- Timer on
- Timer off
- Sleep mode
- Follow me
- Changes in:
 - mode
 - fan speed
 - setting temperature

- Forced defrosting mode:

- Press AUTO/COOL button continuously for 5s under forced cooling mode to enter this mode.
- Indoor fan will stop, defrosting lamp will light on.
- Quit this mode and turn off the unit when:
 - quit normal defrosting
 - turn off by RC
 - Press AUTO/COOL button continuously for 5s again

1.10 Timer Function

- Timing range is 24 hours.
- Timer on. The machine will turn on automatically when reaching the setting time.
- Timer off. The machine will turn off automatically when reaching the setting time.
- Timer on/off. The machine will turn on automatically when reaching the setting "on" time, and then turn off automatically when reaching the setting "off" time.

- Timer off/on. The machine will turn off automatically when reaching the setting "off" time, and then turn on automatically when reaching the setting "on" time.
- The timer function will not change the AC current operation mode. Suppose AC is off now, it will not start up firstly after setting the "timer off" function. And when reaching the setting time, the timer LED will be off and the AC running mode has not been changed.
- The setting time is relative time.
- The AC will quit the timer function when it has malfunction

1.11 Sleep Function

- The sleep function is available in cooling, heating, or auto mode.
- The operational process for sleep mode is as follows:
 - When cooling, the temperature rises 1°C (to not higher than 30°C) every hour. After 2 hours, the temperature stops rising and the indoor fan is fixed at low speed.
 - When heating, the temperature decreases 1°C (to not lower than 16°C) every hour. After 2 hours, the temperature stops decreasing and the indoor fan is fixed at low speed. Anti-cold wind function takes priority.
- The operating time for sleep mode is 8 hours, after which, the unit exits this mode.
- The timer setting is available in this mode.

1.12 Auto-Restart Function

- The indoor unit has an auto-restart module that allows the unit to restart automatically. The module automatically stores the current settings and, in the case of a sudden power failure, will restore those setting automatically within 3 minutes after power returns.
- If there is a power failure while the unit is running, the compressor starts 3 minutes after the unit restarts. If the unit was already off before the power failure, the unit stands by.

1.13 Active Clean Function

- The Active Clean Technology washes away dust when it adheres to the heat exchanger by automatically freezing and then rapidly thawing the frost. A "pi-pi" sound will be heard.
- The Active clean operation is used to produce more condensed water to improve the cleaning effect, and the cold air will blow out. After cleaning, the internal

wind wheel then keeps operating with hot air to blow-dry the evaporator, thus keeping the inside clean.

- When this function is turned on, the indoor unit display window appears "CL", after 20 to 130 minutes, the unit will turn off automatically and cancel Active Clean function.

1.14 Follow Me

- If you press "Follow Me" on the remote, the indoor unit will beep. This indicates the follow me function is active.
- Once active, the remote control will send a signal every 3 minutes, with no beeps. The unit automatically sets the temperature according to the measurements from the remote control.
- The unit will only change modes if the information from the remote control makes it necessary, not from the unit's temperature setting.
- If the unit does not receive a signal for 7 minutes or you press "Follow Me," the function turns off. The unit regulates temperature based on its own sensor and settings.

1.15 8°C Heating

In heating mode, the temperature can be set to as low as 8°C, preventing the indoor area from freezing if unoccupied during severe cold weather.

1.16 Silence

Press "Silence" or keep pressing Fan button for more than 2 seconds on the remote control to enable the SILENCE function. While this function is active, the indoor unit will run at faint breeze (1% fan speed), which reduces noise to the lowest possible level.

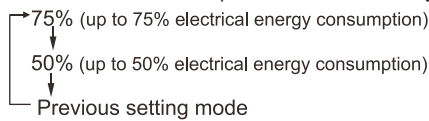
1.17 ECO Function

- Used to enter the energy efficient mode.
 - Under cooling mode, press ECO button, the remote controller will adjust the temperature automatically to 24°C, fan speed of Auto to save energy (but only if the set temperature is less than 24°C). If the set temperature is more than 24°C and 30°C, press the ECO button, the fan speed will change to Auto, the set temperature will remain unchanged.
- When AC receives signals, such as switch off, Turbo operation, Silence operation, Self clean operation, Forced cooling operation, mode setting, Sleeping mode, or adjusting the set temperature to less than 24°C, it will quit the ECO operation.

- Operation time in ECO mode is 8 hours. After 8 hours the AC quits this mode.
- When there's any one temperature sensor in malfunction, the AC will quit ECO mode .
- Indoor fan will run at auto fan when enter into the ECO mode .The setting temperature and setting fan speed can be changed through remote controller signal.

1.18 Electrical Energy Consumption Control Function (Optional)

Press the "Gear" button on remote controller to enter the energy efficient mode in a sequence of following:



Turn off the unit or activate ECO, sleep, Super cool, 8°C Heating, Silence or self clean function will quit this function.

1.19 Breezeless Function

- The revolutionary double deflectors can bend, veer and soften the airflow to provide multiple levels of softness as you demand.
- Enjoy the cozy coolness with breeze billowing away from you, with mild breeze, or eventually without a noticeable breeze.
- The deflector consist of thousands of hourglass-shaped holes. Each of the micro-holes was specifically designed into hourglass structure in slightly different direction and size, which better pressures and mixes the cool air to provide an immersive cooling experience.

1.20 Coolflash Function

- Cool Flash technology can drive your whole room to the instant cool. With large air volume and long airflow, the temperature of the whole room can be reduced in a short time.

1.21 Heatflash Function

- With fast and strong heating airflow, the Heat Flash technology can warm up your whole room in a short time.

1.22 Air Magic+ Function

- Under the effect of electric field generated by outer

double-tube emitter, millions of negative Ions are formed as Super Negative Ion Shockwave to eradicate bacteria and viruses in wider extent.

1.23 UV-C lamp Function(Optional)

- When the UV lamp function is initiated, the UV lamp emit UV-C radiation to help to purify the air inside.

1.24 Wireless Control (Optional)

- Wireless control allows you to control your air conditioner using your mobile phone and a Wireless connection.
- For the USB device access, replacement, maintenance operations must be carried out by professional staff.

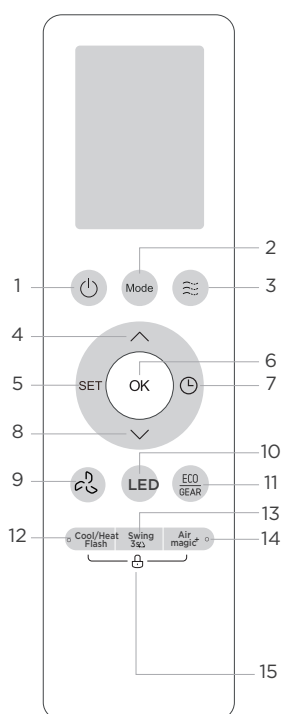
2. Remote Controller Functions

2.1 Infrared Wireless Remote Controller

Remote Controller Specifications

| Model | RG10N7(2HS)/BGEF |
|-------------------------------|---------------------------------|
| Rated Voltage | 3.0V (Dry batteries R03/LR03x2) |
| Reaching Distance | 8m |
| Environment Temperature Range | -5°C~60°C(23°F~140°F) |

Buttons and Functions



| Description | |
|-------------|--|
| No.1 | ON/OFF Turn the unit on or off. |
| No.2 | MODE Auto > Cool > Dry > Heat > Fan NOTE: HEAT mode is not supported by the cooling only appliance. |
| No.3 | BREEZE Breezeless > Breeze away > Breeze mild>Stop |
| No.4 | TEMP. Increases temperature in 0.5°C (1°F) increments. Max. temperature is 30°C (86°F). (Press together & buttons at the same time for 3 seconds will alternate the temperature display between the °C & °F). |
| No.5 | SET Active clean>Sleep > Follow Me > AP mode > Active clean |
| No.6 | OK Used to confirm the selected functions |
| No.7 | TIMER Set timer to turn unit on or off |
| No.8 | TEMP. Decreases temperature in 0.5°C (1°F) increments. Min. temperature is 16°C (60°F) |
| No.9 | FAN SPEED AU > 20% > 40% >60% > 80% > 100% Press the TEMP or button to increase/ decrease the fan speed in 1% increments. |
| No.10 | LED Turns LED display & air conditioner buzzer on and off |
| No.11 | ECO/GEAR ECO > GEAR(75%) > GEAR(50%) > Previous setting mode > ECO |
| No.12 | Cool/Heat Flash Reduce(cool mode) or rise(heat mode) temperature in a short time. |
| No.13 | SWING Starts and stops the horizontal louver movement. Hold down for 3 seconds to initiate vertical louver auto swing feature(some units). |
| No.14 | Air magic+ Used to start/stop the Air magic and UV-C lamp (if any) function. |
| No.15 | LOCK Press together these two buttons simultaneously for 5 seconds to lock the keyboard. Press together these two buttons for 2 seconds to unlock the keyboard. |

Remote LCD Screen Indicators

Product Features

Wind flow follow people*
 Breeze Away
 Breeze mild
 Breezeless
 Intelligent eye*
 Low battery (If flashes)

[*]: Not available for this unit.

Active clean
 Not available for this unit.
 Sleep mode
 Follow me
 Air magic+ mode*
 Wireless control*

[*]: Model dependent

MODE display Displays the current mode

AUTO
 COOL
 DRY
 HEAT
 FAN

Transmission Indicator
 ECO Feature
 GEAR Feature
 Timer ON
 Timer OFF
 Lock Feature
 Slience Feature

Temperature/Timer/Fan speed display
 Displays the set temperature by default, or fan speed or timer setting when using TIMER ON/OFF functions.

FAN SPEED

| AUTO | SLIENCE | LOW | MED | HIGH |
|------|----------|--------|--------|-----------------|
| AUTO | 1% 2-20% | 21-40% | 41-60% | 61-80% 81-100% |

NOTE: The fan speed can not be adjusted in AUTO or DRY mode.

Not available for this unit

Horizontal louver swing
 → → → → →

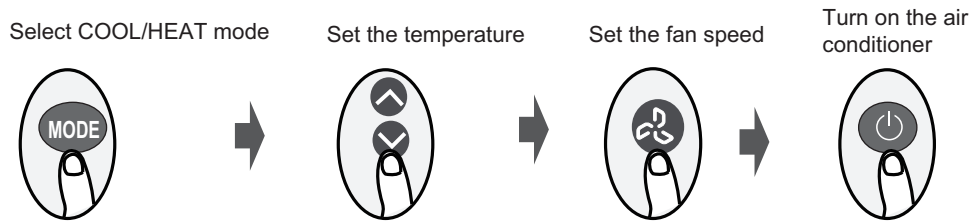
Cool/Heat Flash mode

Vertical louver auto swing

Not available for this unit

How To Use The Basic Functions

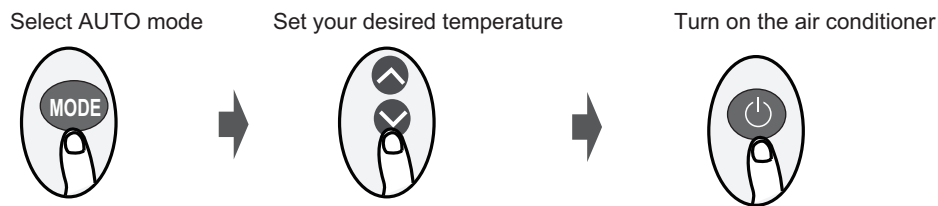
COOL or HEAT Operation



1. Press the MODE button to select COOL/HEAT mode.
2. Set your desired temperature using the Temp ▲ or Temp ▼ button.
3. Press the FAN button to select the fan speed in a range of Au-100%, in conjunction with Temp ▲ or Temp ▼ button.
4. Press the ON/OFF button to start the unit.

AUTO Operation

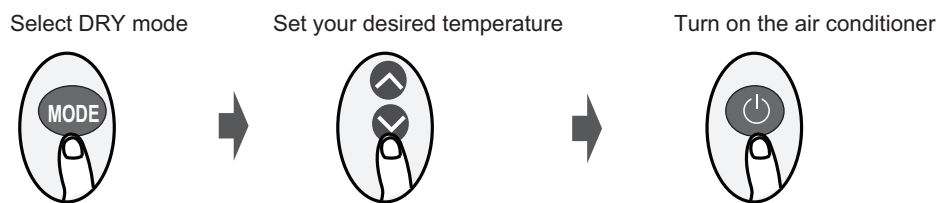
In AUTO mode, the unit will automatically select the COOL, FAN or HEAT mode based on the set temperature.



1. Press the MODE button to select Auto mode.
2. Set your desired temperature using the Temp ▲ or Temp ▼ button.
3. Press the ON/OFF button to start the unit.

NOTE: FAN SPEED can't be set in Auto mode.

DRY Operation(dehumidifying)



1. Press the MODE button to select DRY mode.
2. Set your desired temperature using the Temp ▲ or Temp ▼ button.
3. Press the ON/OFF button to start the unit.

NOTE: FAN SPEED can't be changed in DRY mode.

FAN Operation

Select FAN mode



Set the fan speed



Turn on the air conditioner



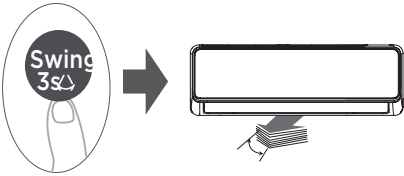
1. Press the MODE button to select FAN mode.
2. Press the FAN button to select the fan speed in a range of Au-100%, in conjunction with Temp \uparrow or Temp \downarrow button.
3. Press the ON/OFF button to start the unit.

NOTE: You can't set temperature in FAN mode. no temperature displays in remote screen.

How To Use The Advanced Functions

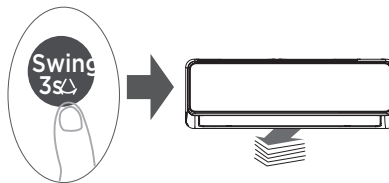
Swing function

Press Swing button

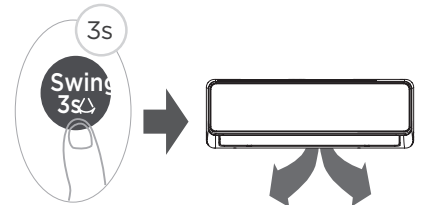


The horizontal louver will swing up and down automatically when pressing Swing button.

Set airflow direction

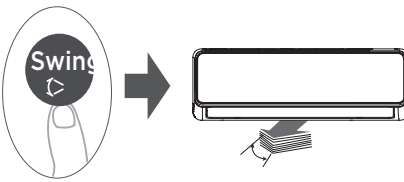


If you repeatedly press the SWING button, five different airflow directions can be set. The louver will move incrementally each time you press the button. Press the button until the direction you prefer is reached.



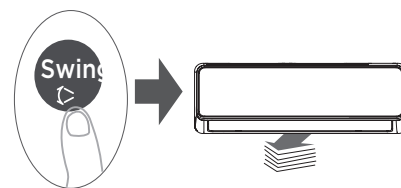
Keep the button depressed for more than 3 seconds to activate the vertical louver swing function. (Model dependent)

Press Swing button

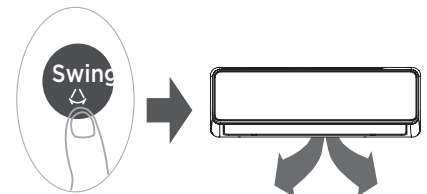


The horizontal louver will swing up and down automatically when pressing the Swing button.

Set airflow direction



If you repeatedly press the SWING button, five different airflow directions can be set. The louver will move incrementally each time you press the button. Press the button until the direction you prefer is reached.




Press this button, the vertical louver swing function is activated.

LED DISPLAY



Press this button to turn on and turn off the display on the indoor unit.

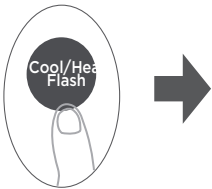


Press this button more than 5 seconds (some units)

Keep pressing this button more than 5 seconds, the indoor unit will display the actual room temperature. Press more than 5 seconds again will revert back to display the setting temperature.

Cool/Heat Flash Function

Press this button



When you press this button in COOL mode, the Cool Flash function will start. The unit will produce a large volume of air and high airflow, the temperature of the whole room will be reduced in a short time.

When you press this button in HEAT mode, the Heat Flash function will start. Fast and strong hot airflow will warm up your whole room in a short time.

ECO/GEAR Function



Press this button to enter into one of the following energy efficiency modes:

ECO → GEAR(75%) → GEAR(50%) → Previous setting mode → ECO.....

Note: This function is only available under COOL mode.

ECO operation:

Under cooling mode, press this button, the remote controller will adjust the temperature automatically to 24°C/75°F, fan speed of Auto to save energy (but only if the set temperature is less than 24°C/75°F. If the set temperature is above 24°C/75°F, press the ECO button, the fan speed will change to Auto, the set temperature will remain unchanged.

NOTE:

- Pressing the ON/OFF button, modifying the mode or adjusting the set temperature to less than 24°C/75°F will stop ECO operation.
- Under ECO operation, the set temperature should be 24°C/75°F or higher. It may result in insufficient cooling. If you feel uncomfortable, just press the ECO button again to stop it.

GEAR operation:

- Press this button to enter the energy efficient mode in a sequence of following:

75% (up to 75% electrical energy consumption)

↓
50% (up to 50% electrical energy consumption)

↓
Previous setting mode

- This function is only available under COOL mode.
- Under GEAR operation, the display on the remote controller will alternate between electrical energy consumption and set temperature.

Silence Function



Keep pressing Fan button for more than 2 seconds to activate/disable Silence function(some units).

Due to low frequency operation of compressor, it may result in insufficient cooling and heating capacity. Press ON/OFF, Mode, Sleep, Boost or Clean button while operating will cancel silence function.

FP Function



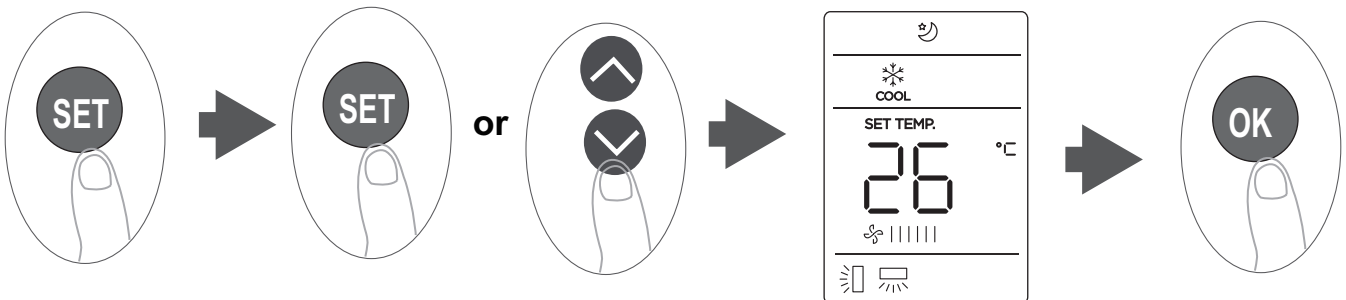
The unit will operate at high fan speed (while compressor on) with temperature automatically set to 8°C/46°F.

Note: This function is for heat pump air conditioner only.

Pressing button twice during one second under HEAT Mode and setting temperature of 16°C(60°F) to activate FP function.

Press On/Off, Sleep, Mode, Fan and Temp. button while operating will cancel this function.

SET Function



- Press the SET button to change the function, press the SET button again or TEMP or TEMP button to select the desired function. The selected symbol will flash on the display area, press the OK button to confirm.
- To cancel the selected function, just perform the same procedures as above.
- Press the SET button to scroll through operation functions as follows:

Active clean ()--> Sleep() --> Follow Me()--> AP Mode*()--> Active clean ()... ..

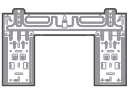
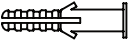

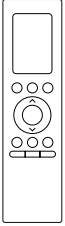

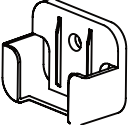


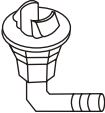


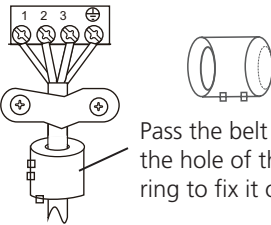
[*]: Model dependent

Installation

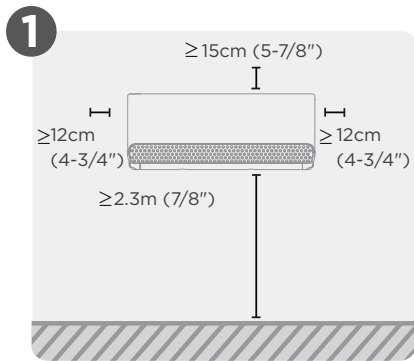
Contents

| | | |
|-----|--|----|
| 1. | Accessories | 60 |
| 2. | Installation Summary-Indoor unit | 61 |
| 3. | Location selection | 62 |
| 4. | Indoor Unit Installation | 63 |
| 5. | Outdoor unit installation(Side Discharge Unit) | 67 |
| 6. | Refrigerant Pipe Installation | 69 |
| 7. | Vacuum Drying and Leakage Checking | 70 |
| 8. | Additional Refrigerant Charge..... | 71 |
| 9. | Electrical and Gas Leak Checks..... | 72 |
| 10. | Test Operation..... | 72 |

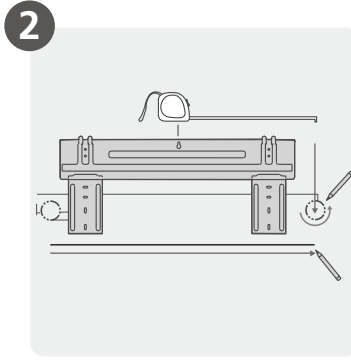
1. Accessories

| Name | Shape | Quantity | |
|---|---|--------------------------------------|--|
| Mounting plate |  | 1 | |
| Clip anchor |  | 5~8(dependent on models) | |
| Mounting plate fixing screw ST3.9 X 25 |  | 5~8(dependent on models) | |
| Remote controller |  | 1 | |
| Fixing screw for remote controller holder ST2.9 x 10 |  | 2 | Optional Parts |
| Remote controller holder |  | 1 | |
| Dry battery AAA.LR03 |  | 2 | |
| Seal |  | 1(for cooling & heating models only) | |
| Drain joint |  | | |
| Manual |  | 1~3 | |
| Small Filter(Need to be installed on the back of main air filter by the authorized technician while installing the machine) |  | 1~2(dependent on models) | |
| Connecting pipe assembly | Liquid side | $\Phi 6.35$ (1/4in) | Connective pipes must be purchased separately. Please consult the dealer for the correct size for the unit purchased |
| | | $\Phi 9.52$ (3/8in) | |
| | Gas side | $\Phi 9.52$ (3/8in) | |
| | | $\Phi 12.7$ (1/2in) | |
| | | $\Phi 16$ (5/8in) | |
| | | $\Phi 19$ (3/4in) | |
| Magnetic ring and belt(Not all units. Where applicable, please refer to the wiring diagram) |  | Varies by models | |

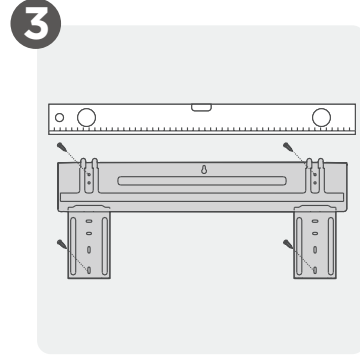
2. Installation Summary-Indoor unit



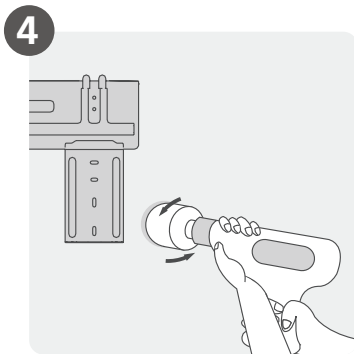
Select installation location



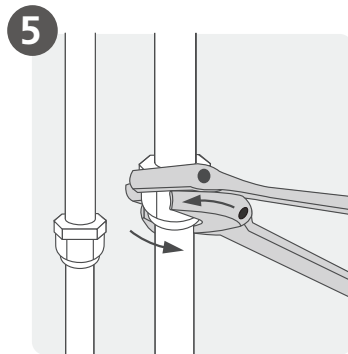
Attach mounting plate



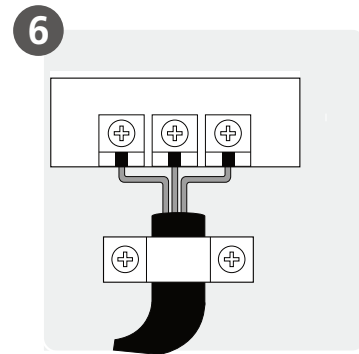
Determine wall hole position



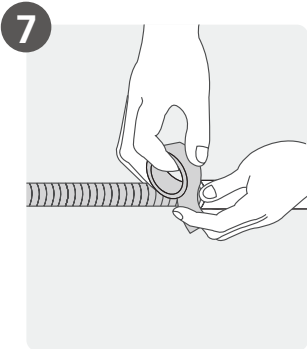
Drill wall hole



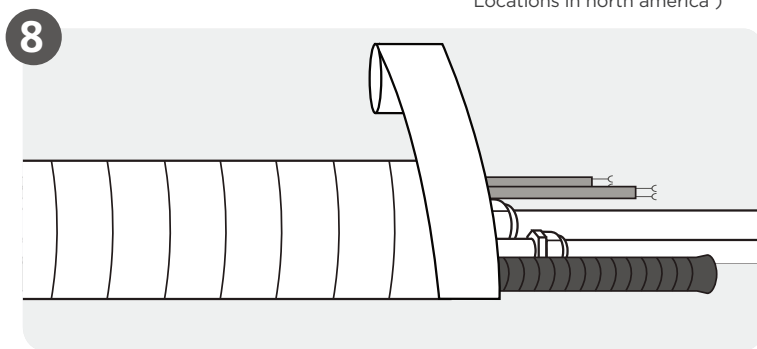
Connect piping




Connect wiring
(Not applicable for some
Locations in north america)



Prepare drain hose



Wrap piping and cable
(Not applicable for some locations in north america)



Mount indoor unit

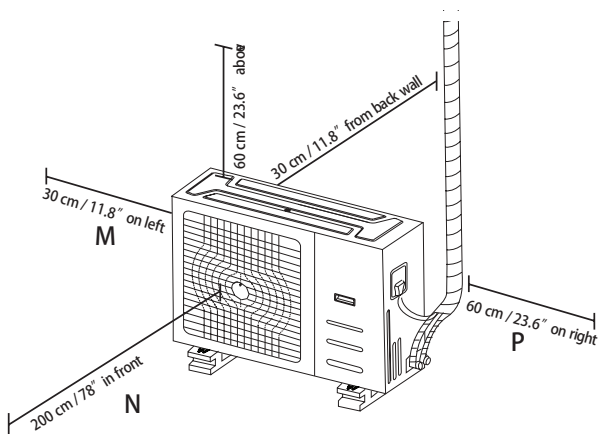
3. Location selection

3.1 Unit location selection can refer to installation manual.

3.2 **DO NOT** install the unit in the following locations:

- Where oil drilling or fracking is taking place.
- Coastal areas with high salt content in the air.
- Areas with caustic gases in the air, such as near hot springs.
- Areas with power fluctuations, such as factories.
- Enclosed spaces, such as cabinets.
- Areas with strong electromagnetic waves.
- Areas that store flammable materials or gas.
- Rooms with high humidity, such as bathrooms or laundry rooms.
- If possible, **DO NOT** install the unit where it is exposed to direct sunlight.

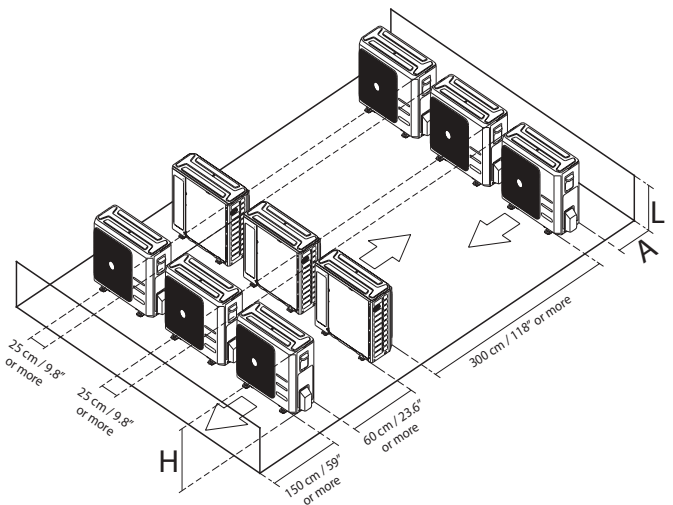
3.3 The minimum distance between the outdoor unit and walls described in the installation guide does not apply to airtight rooms. Be sure to keep the unit unobstructed in at least two of the three directions (M, N, P)



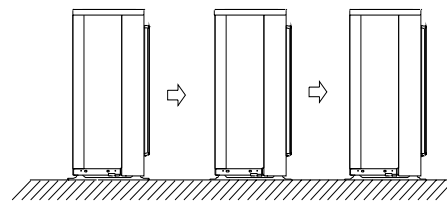
3.4 Rows of series installation

The relations between H, A and L are as follows.

| | L | A |
|-------|----------------------|-----------------------|
| L ≤ H | $L \leq 1/2H$ | 25 cm / 9.8" or more |
| | $1/2H < L \leq H$ | 30 cm / 11.8" or more |
| L > H | Can not be installed | |

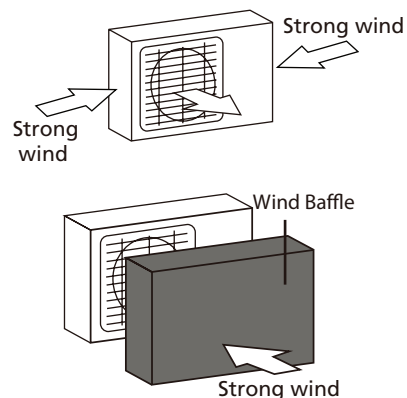


DO NOT install the rows of series like following figure.



3.5 If the unit is exposed to heavy wind:

- Install unit so that air outlet fan is at a 90° angle to the direction of the wind. If needed, build a barrier in front of the unit to protect it from extremely heavy winds.



2.6 If the unit is frequently exposed to heavy rain or snow:

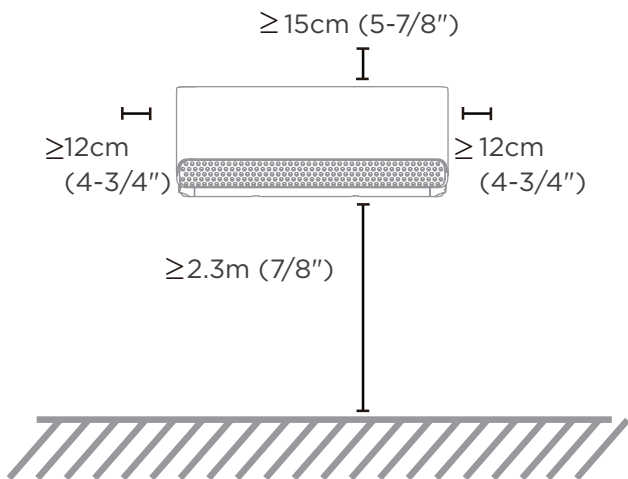
Build a shelter above the unit to protect it from the rain or snow. Be careful not to obstruct air flow around the unit.

2.7 If the unit is frequently exposed to salty air (seaside):

Use outdoor unit that is specially designed to resist corrosion.

4. Indoor Unit Installation

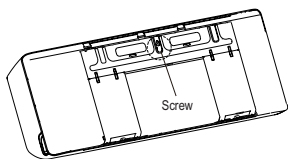
4.1 Service space for indoor unit



4.2 Attach mounting plate to wall

- **The mounting plate is the device on which you will mount the indoor unit.**

1. Remove the screw that attaches the mounting plate to the back of the indoor unit.



2. Place the mounting plate against the wall in a location that meets the standards in the Select Installation Location step. (See Mounting Plate Dimensions for detailed information on mounting plate sizes.)

3. Drill holes for mounting screws in places that:

- have studs and can support the weight of the unit.
- correspond to screw holes in the mounting plate.

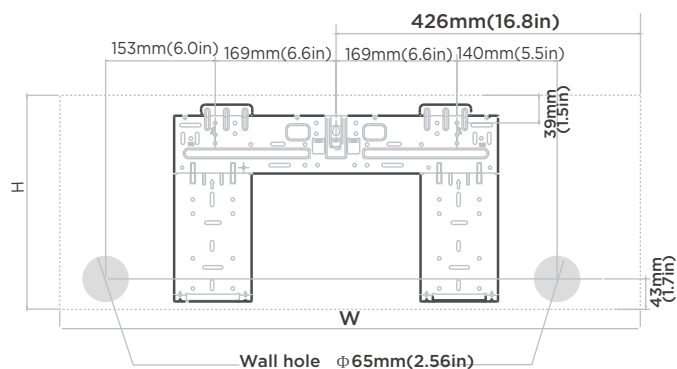
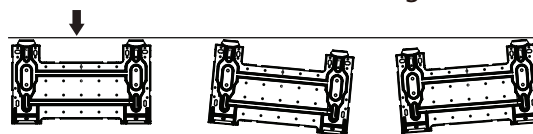
4. Secure the mounting plate to the wall with the screws provided.

5. Make sure that mounting plate is flat against the wall.

- **Mounting plate dimensions**

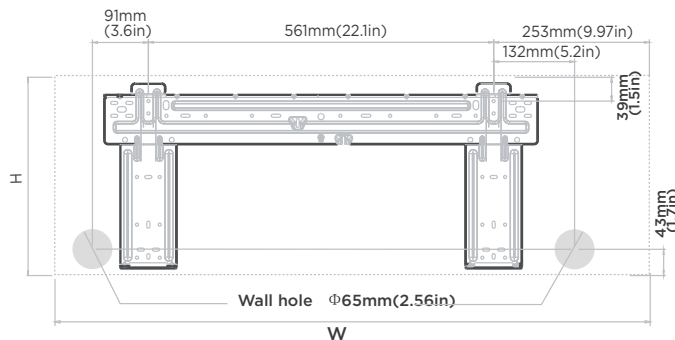
Different models have different mounting plates. For the different customization requirements, the shape of the mounting plate may be slightly different. But the installation dimensions are the same for the same size of indoor unit.

Correct orientation of Mounting Plate



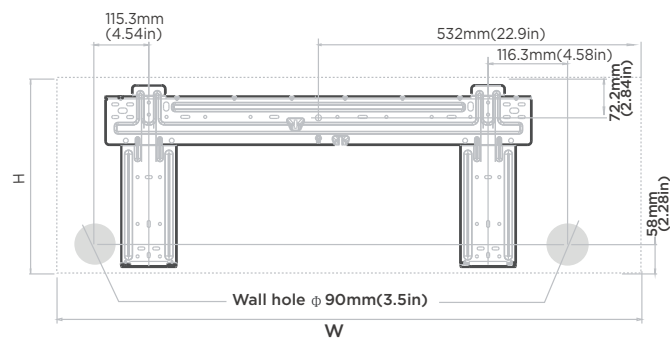
Indoor unit dimensions(WxH):

812mm(40.0in)x299mm(11.8in)



Indoor unit dimensions(WxH):

968mm(38.1in)x322mm(12.7in)



Indoor unit dimensions(WxH):

1030mm(40.55in)x338mm(13.3in)

- **Note for concrete or brick walls:**

If the wall is made of brick, concrete, or similar material, drill 5mm-diameter (0.2in-diameter) holes in the wall

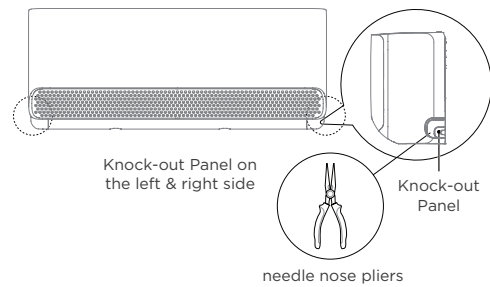
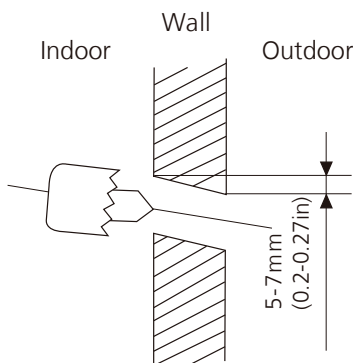
and insert the sleeve anchors provided. Then secure the mounting plate to the wall by tightening the screws directly into the clip anchors.

4.3 Drill wall hole for connective piping

You must drill a hole in the wall for refrigerant piping, the drainage pipe, and the signal cable that will connect the indoor and outdoor units.

1. Determine the location of the wall hole based on the position of the mounting plate. Refer to Mounting Plate Dimensions.
2. Using a 65mm (2.5in) or 90mm(3.54in) (depending on models)core drill, drill a hole in the wall. Make sure that the hole is drilled at a slight downward angle, so that the outdoor end of the hole is lower than the indoor end by about 5mm to 7mm (0.2-0.27in). This will ensure proper water drainage.
3. Place the protective wall cuff in the hole. This protects the edges of the hole and will help seal it when you finish the installation process.

NOTE: When drilling the wall hole, make sure to avoid wires, plumbing, and other sensitive components.

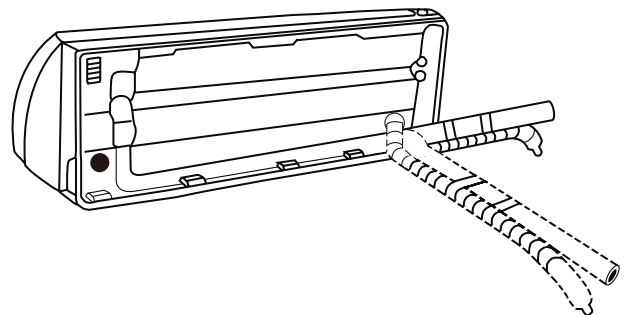
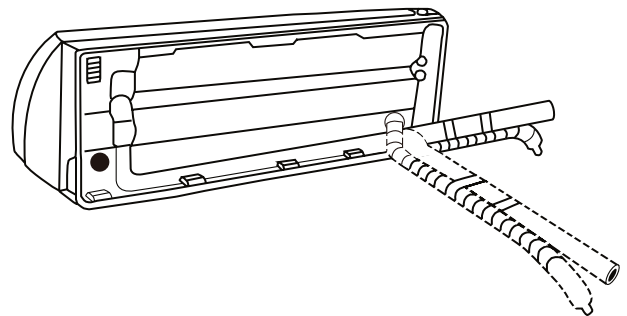


NOTE: Groove has been made in the knock-out panel in order to cut it conveniently. The size of the slot is determined by the diameter of pipings.

3. If existing connective piping is already embedded in the wall, proceed directly to the Connect Drain Hose step. If there is no embedded piping, connect the indoor unit's refrigerant piping to the connective piping that will join the indoor and outdoor units. Refer to the Refrigerant Piping Connection section of this manual for detailed instructions.

NOTE: Refrigerant piping can exit the indoor unit from four different angles:

- Right-hand side
- Right rear
- Left-hand side
- Left rear



Be extremely careful not to dent or damage the piping while bending them away from the unit. Any dents in the piping will affect the unit's performance.

4.5 Connect drain hose

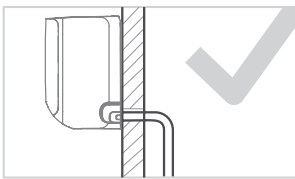
By default, the drain hose is attached to the left hand side

of unit (when you're facing the back of the unit).

- Wrap the connection point firmly with Teflon tape to ensure a good seal and to prevent leaks.
- For the portion of the drain hose that will remain indoors, wrap it with foam pipe insulation to prevent condensation.
- Remove the air filter and pour a small amount of water into the drain pan to make sure that water flows from the unit smoothly.

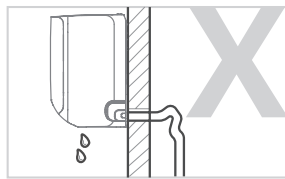
NOTE ON DRAIN HOSE PLACEMENT:

- Make sure to arrange the drain hose according to the following figures.



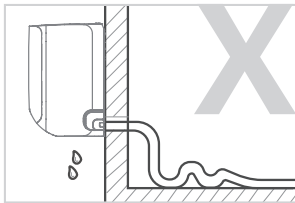
CORRECT

Make sure there are no kinks or dent in drain hose to ensure proper drainage.



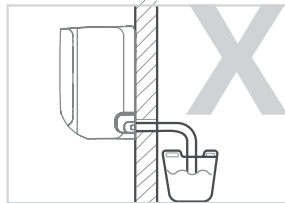
NOT CORRECT

Kinks in the drain hose will create water traps.



NOT CORRECT

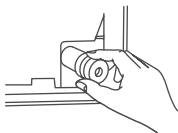
Kinks in the drain hose will create water traps.



NOT CORRECT

Do not place the end of the drain hose in water or in containers that collect water. This will prevent proper drainage.

! CAUTION: PLUG THE UNUSED DRAIN HOLE



To prevent unwanted leaks you must plug the unused drain hole with the rubber plug provided.

4.6 Connect signal and power cable

4.6.1 Before performing electrical work, read these regulations

1. All wiring must comply with local and national electrical codes, and must be installed by a licensed electrician.
2. All electrical connections must be made according to the Electrical Connection Diagram located on the panels of the indoor and outdoor units.
3. If there is a serious safety issue with the power supply, stop work immediately. Explain your reasoning to the client, and refuse to install the unit until the safety issue is properly resolved.
4. Power voltage should be within 90-110% of rated voltage. Insufficient power supply can cause malfunction, electrical shock, or fire.
5. If connecting power to fixed wiring, install a surge protector and main power switch with a capacity of 1.5 times the maximum current of the unit.
6. If connecting power to fixed wiring, a switch or circuit breaker that disconnects all poles and has a contact separation of at least 1/8in (3mm) must be incorporated in the fixed wiring. The qualified technician must use an approved circuit breaker or switch.
7. Only connect the unit to an individual branch circuit outlet. Do not connect another appliance to that outlet.
8. Make sure to properly ground the air conditioner.
9. Every wire must be firmly connected. Loose wiring can cause the terminal to overheat, resulting in product malfunction and possible fire.
10. Do not let wires touch or rest against refrigerant tubing, the compressor, or any moving parts within the unit.
11. If the unit has an auxiliary electric heater, it must be installed at least 1 meter (40in) away from any combustible materials.
12. BEFORE PERFORMING ANY ELECTRICAL OR WIRING WORK, TURN OFF THE MAIN POWER TO THE SYSTEM.

4.6.2 Connect signal and power cable

The signal cable enables communication between the indoor and outdoor units. You must first choose the right cable size before preparing it for connection.

Cable Types:

- Indoor Power Cable (if applicable): H05VV-F or H05V2V2-F
- Outdoor Power Cable: H07RN-F

- Signal Cable: H07RN-F

Table: Minimum Cross-Sectional Area able of Power and Signal Cables

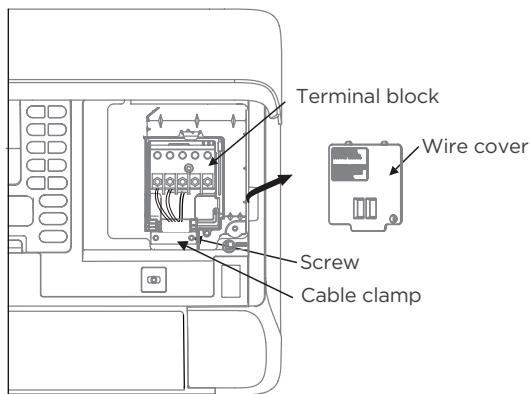
| Rated Current of Appliance (A) | Nominal Cross-Sectional Area (mm ²) |
|--------------------------------|---|
| > 3 and ≤ 6 | 0.75 |
| > 6 and ≤ 10 | 1 |
| > 10 and ≤ 16 | 1.5 |
| > 16 and ≤ 25 | 2.5 |
| > 25 and ≤ 32 | 4 |
| > 32 and ≤ 40 | 6 |

1. Prepare the cable for connection:

- Using wire strippers, strip the rubber jacket from both ends of signal cable to reveal about 40mm (1.57in) of the wires inside.
- Strip the insulation from the ends of the wires.
- Using wire crimper, crimp u-type lugs on the ends of the wires.

2. Open front panel of the indoor unit.

3. Using a screwdriver, open the wire box cover on the right side of the unit, This will reveal the terminal block.



4. Unscrew the cable clamp below the terminal block and place it to the side.

5. Remove the plastic panel on the bottom left-hand side (facing the back of the unit).

6. Feed the signal wire through this slot, from the back of the unit to the front.

7. Facing the front of the unit, connect the wire according to the indoor unit's wiring diagram, connect the u-lug and firmly screw down each wire to its corresponding terminal.

8. After checking to make sure every connection is secure, use the cable clamp to fasten the signal cable to the unit. Screw the cable clamp down tightly.

8. Replace the wire cover on the front of the unit and the plastic panel on the back.

NOTE:

- Choose the right cable size

The size of the power supply cable, signal cable, fuse, and switch needed is determined by the maximum current of the unit. The maximum current is indicated on the nameplate located on the side panel of the unit. Refer to this nameplate to choose the right cable, fuse, or switch.

- Take note of fuse specifications

The air conditioner's circuit board (PCB) is designed with a fuse to provide overcurrent protection. The specifications of the fuse are printed on the circuit board, such as: T3.15A/250VAC, T5A/250VAC, etc.

- Pay attention to live wire

While crimping wires, make sure you clearly distinguish the Live ("L") Wire from other wires.

- All wiring must performed strictly in accordance with the wiring diagram located on the back of the indoor units front panel.
- Do not mix up live and null wires.

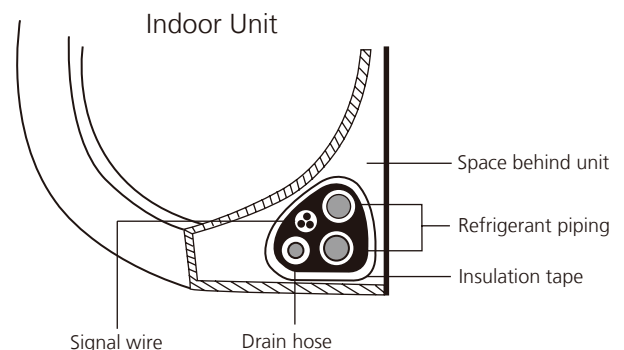
This is dangerous, and can cause the air conditioning unit to malfunction.

- The wiring connection process may differ slightly between units.

4.7 Wrap piping and cables

Before passing the piping, drain hose, and the signal cable through the wall hole, you must bundle them together to save space, protect them, and insulate them.

1. Bundle the drain hose, refrigerant pipes, and signal cable according to the picture below:



2. Using adhesive vinyl tape, attach the drain hose to the underside of the refrigerant pipes.

3. Using insulation tape, wrap the signal wire, refrigerant pipes, and drain hose tightly together. Double-check that all items are bundled in accordance with the picture above.

NOTE:

- Drain hose must be on bottom

Make sure that the drain hose is at the bottom of the bundle. Putting the drain hose at the top of the bundle can cause the drain pan to overflow, which can lead to fire or water damage.

- Do not intertwine signal cable with other wires

While bundling these items together, do not intertwine or cross the signal cable with any other wiring

- Do not wrap ends of piping

When wrapping the bundle, keep the ends of the piping unwrapped. You need to access them to test for leaks at the end of the installation process.

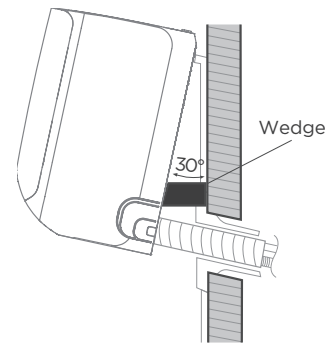
4.8 Mount indoor unit

4.8.1 If you installed new connective piping to the outdoor unit, do the following:

1. If you have already passed the refrigerant piping through the hole in the wall, proceed to **Prepare refrigerant piping**.
2. Otherwise, double-check that the ends of the refrigerant pipes are sealed to prevent dirt or foreign materials from entering the pipes.
3. Slowly pass the wrapped bundle of refrigerant pipes, drain hose, and signal wire through the hole in the wall.
4. Hook the top of the indoor unit on the upper hook of the mounting plate.
5. Check that unit is hooked firmly on mounting by applying slight pressure to the left and right-hand sides of the unit. The unit should not jiggle or shift.
6. Using even pressure, push down on the bottom half of the unit. Keep pushing down until the unit snaps onto the hooks along the bottom of the mounting plate.
7. Again, check that the unit is firmly mounted by applying slight pressure to the left and the right-hand sides of the unit.

4.8.2 If refrigerant piping is already embedded in the wall, do the following:

1. Hook the top of the indoor unit on the upper hook of the mounting plate.
2. Use the holder in the mounting plate to prop up the unit, giving you enough room to connect the refrigerant piping, signal cable, and drain hose.

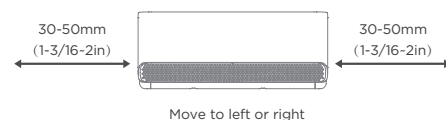


3. Connect drain hose and refrigerant piping (refer to Refrigerant Piping Connection section of this manual for instructions).
4. Keep pipe connection point exposed to perform the leak test (refer to Electrical Checks and Leak Checks section of this manual).
5. After the leak test, wrap the connection point with insulation tape.
6. Remove the bracket or wedge that is propping up the unit.
7. Using even pressure, push down on the bottom half of the unit. Keep pushing down until the unit snaps onto the hooks along the bottom of the mounting plate.

NOTE:

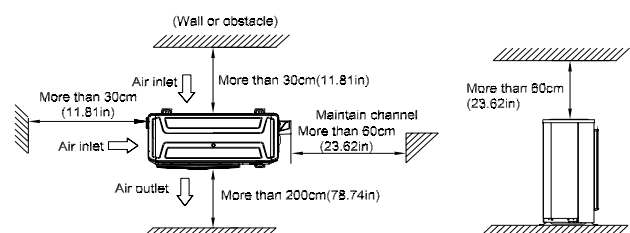
- Unit is adjustable

Keep in mind that the hooks on the mounting plate are smaller than the holes on the back of the unit. If you find that you don't have ample room to connect embedded pipes to the indoor unit, the unit can be adjusted left or right by about 30-50mm (1.25-1.95in), depending on the model.

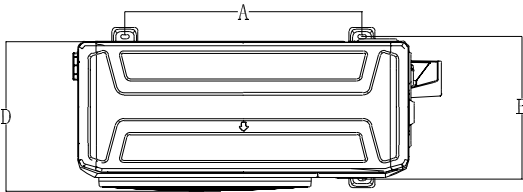


5. Outdoor unit installation (Side Discharge Unit)

5.1 Service space for outdoor unit



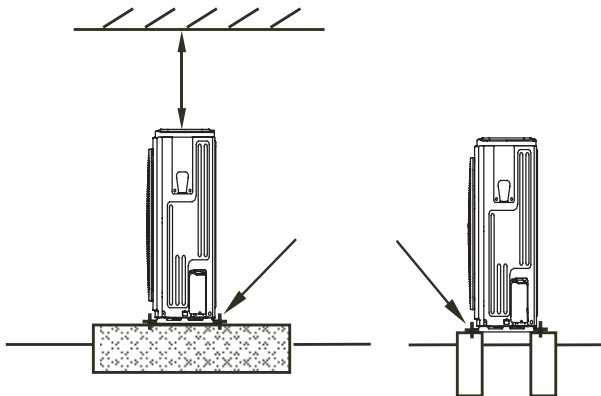
5.2 Bolt pitch



| Capacity (Btu/h) | unit | A | B | D |
|------------------|------|-------|-------|-------|
| 9k/12k | mm | 452 | 255 | 270 |
| | inch | 17.8 | 10 | 10.6 |
| 18k | mm | 511 | 317 | 330 |
| | inch | 20.12 | 12.48 | 12.99 |
| 24k | mm | 663 | 354 | 342 |
| | inch | 26.1 | 13.9 | 13.5 |

5.3 Install Outdoor Unit

Fix the outdoor unit with anchor bolts(M10)



Cation

Since the gravity center of the unit is not at its physical center, so please be careful when lifting it with a sling.

Never hold the inlet of the outdoor unit to prevent it from deforming.

Do not touch the fan with hands or other objects.

Do not lean it more than 45°, and do not lay it sidelong.

Make concrete foundation according to the specifications of the outdoor units.

Fasten the feet of this unit with bolts firmly to prevent it from collapsing in case of earthquake or strong wind.

5.4 Install drain joint

Heat pump units require a drain joint. Before bolting the

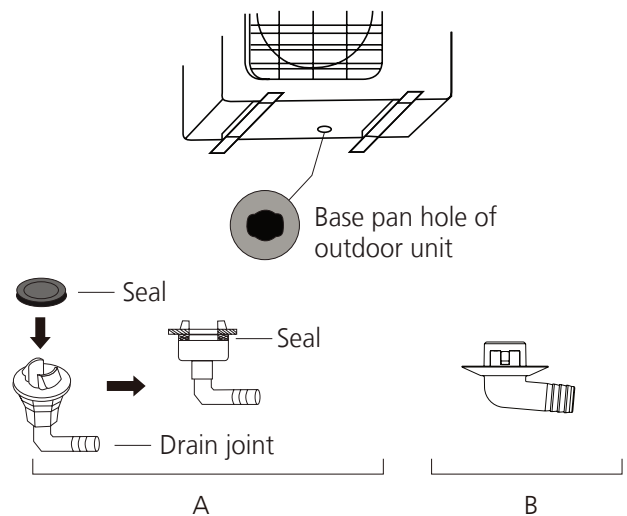
outdoor unit in place, you must install the drain joint at the bottom of the unit. Note that there are two different types of drain joints depending on the type of outdoor unit.

• If the drain joint comes with a rubber seal (see Fig. A), do the following:

1. Fit the rubber seal on the end of the drain joint that will connect to the outdoor unit.
2. Insert the drain joint into the hole in the base pan of the unit.
3. Rotate the drain joint 90° until it clicks in place facing the front of the unit.
4. Connect a drain hose extension (not included) to the drain joint to redirect water from the unit during heating mode.

• If the drain joint doesn't come with a rubber seal (see Fig. B), do the following:

1. Insert the drain joint into the hole in the base pan of the unit. The drain joint will click in place.
2. Connect a drain hose extension (not included) to the drain joint to redirect water from the unit during heating mode.



6. Refrigerant Pipe Installation

6.1 Maximum length and drop height

Ensure that the length of the refrigerant pipe, the number of bends, and the drop height between the indoor and outdoor units meets the requirements shown in the following table.

| Capacity(Btu/h) | Max. Length (m/ft) | Max. Elevation (m/ft) |
|-----------------|--------------------|-----------------------|
| 9k/12k | 25/82 | 10/33 |
| 18k | 30/98.4 | 20/65.6 |
| 24k | 50/164 | 25/82 |

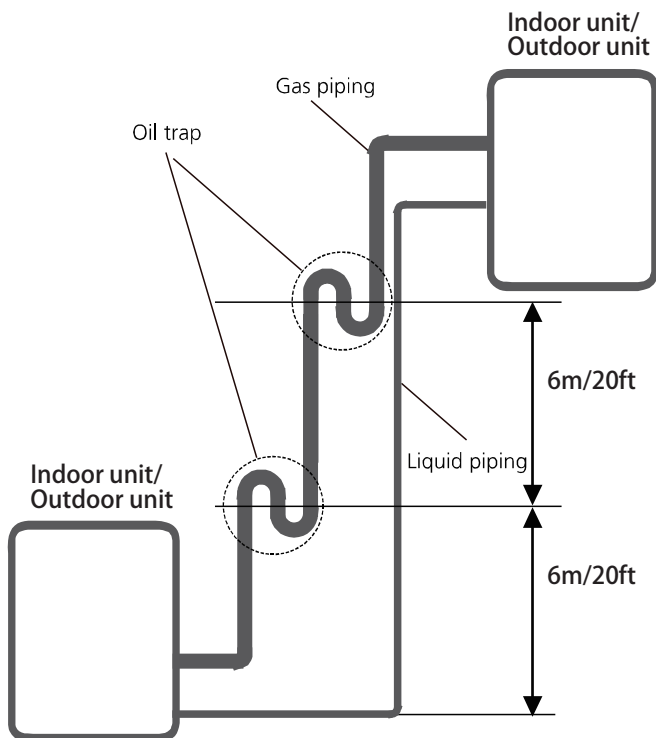
caution:

- The capacity test is based on the standard length and the maximum permissible length is based on the system reliability.
- Oil traps

If the indoor unit is installed higher than the outdoor unit:

-If oil flows back into the outdoor unit's compressor, this might cause liquid compression or deterioration of oil return. Oil traps in the rising gas piping can prevent this.

-An oil trap should be installed every 6m(20ft) of vertical suction line riser.



6.2 The procedure of connecting pipes

1. Choose the pipe size according to the specification

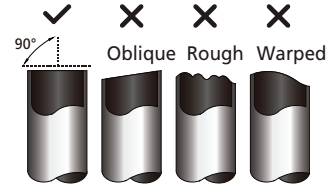
table.

2. Confirm the cross way of the pipes.

3. Measure the necessary pipe length.

4. Cut the selected pipe with pipe cutter

- Make the section flat and smooth.



5. Insulate the copper pipe

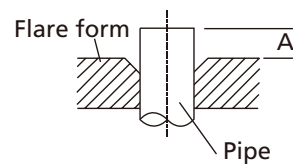
- Before test operation, the joint parts should not be heat insulated.

6. Flare the pipe

- Insert a flare nut into the pipe before flaring the pipe
- According to the following table to flare the pipe.

Piping Extension Beyond Flare Form

| Outer diameter of pipe (inch(mm)) | A (mm/inch) | |
|-----------------------------------|-------------|-----------|
| | Min | Max |
| 1/4" (6.35) | 0.7/0.0275 | 1.3/0.05 |
| 3/8" (9.52) | 1.0/0.04 | 1.6/0.063 |
| 1/2" (12.7) | 1.0/0.04 | 1.8/0.07 |
| 5/8" (15.9) | 2.0/0.078 | 2.2/0.086 |
| 3/4" (19) | 2.0/0.078 | 2.4/0.094 |



- After flared the pipe, the opening part must be seal by end cover or adhesive tape to avoid duct or exogenous impurity come into the pipe.

7. Drill holes if the pipes need to pass the wall.

8. According to the field condition to bend the pipes so that it can pass the wall smoothly.

9. Bind and wrap the wire together with the insulated pipe if necessary.

10. Set the wall conduit

11. Set the supporter for the pipe.

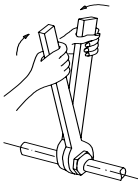
12. Locate the pipe and fix it by supporter

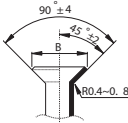
- For horizontal refrigerant pipe, the distance between supporters should not be exceed 1m.

- For vertical refrigerant pipe, the distance between supporters should not be exceed 1.5m.

13. Connect the pipe to indoor unit and outdoor unit by using two spanners.

- Be sure to use two spanners and proper torque to fasten the nut, too large torque will damage the bellmouthing, and too small torque may cause leakage. Refer the following table for different pipe connection.

| Pipe Diameter (inch(mm)) | Torque | | Sketch map |
|-----------------------------|-----------------------|--|---|
| | N.m(lb.ft) | | |
| 1/4" (6.35) | 18~20 (13.3~14.8) | |  |
| 3/8" (9.52) | 32~39 (23.6~28.8) | | |
| 1/2" (12.7) | 49~59 (36.1~43.5) | | |
| 5/8" (15.9) | 57~71 (42~52.4) | | |
| 3/4" (19) | 67~101 (49.4~74.5) | | |

| Pipe diameter (inch(mm)) | Flare dimension B (mm/inch) | | Flare shape |
|-----------------------------|-----------------------------|-----------|---|
| | Min | Max | |
| 1/4" (6.35) | 8.4/0.33 | 8.7/0.34 |  |
| 3/8" (9.52) | 13.2/0.52 | 13.5/0.53 | |
| 1/2" (12.7) | 16.2/0.64 | 16.5/0.65 | |
| 5/8" (15.9) | 19.2/0.76 | 19.7/0.78 | |
| 3/4" (19) | 23.2/0.91 | 23.7/0.93 | |

7. Vacuum Drying and Leakage Checking

7.1 Purpose of vacuum drying

- Eliminating moisture in system to prevent the phenomena of ice-blockage and copper oxidation. Ice-blockage shall cause abnormal operation of system, while copper oxide shall damage compressor.
- Eliminating the non-condensable gas (air) in system to prevent the components oxidizing, pressure fluctuation and bad heat exchange during the operation of system.

7.2 Selection of vacuum pump

- The ultimate vacuum degree of vacuum pump shall be -756mmHg or above.
- Precision of vacuum pump shall reach 0.02mmHg or above.

7.3 Operation procedure for vacuum drying

Due to different construction environment, two kinds of vacuum drying ways could be chosen, namely ordinary vacuum drying and special vacuum drying.

7.3.1 Ordinary vacuum drying

- When conduct first vacuum drying, connect pressure gauge to the infusing mouth of gas pipe and liquid pipe, and keep vacuum pump running for 1 hour (vacuum degree of vacuum pump shall be reached -755mmHg).
- If the vacuum degree of vacuum pump could not reach -755mmHg after 1 hour of drying, it indicates that there is moisture or leakage in pipeline system and need to go on with drying for half an hour.
- If the vacuum degree of vacuum pump still could not reach -755mmHg after 1.5 hours of drying, check whether there is leakage source.
- Leakage test: After the vacuum degree reaches -755mmHg, stop vacuum drying and keep the pressure for 1 hour. If the indicator of vacuum gauge does not go up, it is qualified. If going up, it indicates that there is moisture or leak source.

7.3.2 Special vacuum drying

The special vacuum drying method shall be adopted when:

- Finding moisture during flushing refrigerant pipe.
- Conducting construction on rainy day, because rain water might penetrated into pipeline.

3. Construction period is long, and rain water might penetrated into pipeline.

4. Rain water might penetrate into pipeline during construction.

Procedures of special vacuum drying are as follows:

1. Vacuum drying for 1 hour.

2. Vacuum damage, filling nitrogen to reach 0.5Kgf/cm² .

Because nitrogen is dry gas, vacuum damage could achieve the effect of vacuum drying, but this method could not achieve drying thoroughly when there is too much moisture. Therefore, special attention shall be drawn to prevent the entering of water and the formation of condensate water.

3. Vacuum drying again for half an hour.

If the pressure reached -755mmHg, start to pressure leakage test. If it cannot reached the value, repeat vacuum damage and vacuum drying again for 1 hour.

4. Leakage test: After the vacuum degree reaches -755mmHg, stop vacuum drying and keep the pressure for 1 hour. If the indicator of vacuum gauge does not go up, it is qualified. If going up, it indicates that there is moisture or leak source.

8. Additional Refrigerant Charge

- After the vacuum drying process is carried out, the additional refrigerant charge process need to be performed.
- The outdoor unit is factory charged with refrigerant. The additional refrigerant charge volume is decided by the diameter and length of the liquid pipe between indoor and outdoor unit. Refer the following formula to calculate the charge volume.

| Diameter of liquid pipe (mm) | Formula |
|------------------------------|------------------------|
| 6.35 | $V=12g/m \times (L-5)$ |
| 9.52 | $V=24g/m \times (L-5)$ |

V: Additional refrigerant charge volume (g).

L : The length of the liquid pipe (m).

Note:

- Refrigerant may only be charged after performed the vacuum drying process.
- Always use gloves and glasses to protect your hands and eyes during the charge work.
- Use electronic scale or fluid infusion apparatus to weight refrigerant to be recharged. Be sure to avoid extra refrigerant charged, it may cause liquid hammer of the compressor or protections.
- Use supplementing flexible pipe to connect refrigerant cylinder, pressure gauge and outdoor unit. And The refrigerant should be charged in liquid state. Before recharging, The air in the flexible pipe and manifold gauge should be exhausted.
- After finished refrigerant recharge process, check whether there is refrigerant leakage at the connection joint part.(Using gas leakage detector or soap water to detect).

9. Electrical and Gas Leak Checks

9.1 Electrical Safety Checks

After installation, confirm that all electrical wiring is installed in accordance with local and national regulations, and according to the Installation Manual.

9.1.1 Before test run

- **Check Grounding Work**

Measure grounding resistance by visual detection and with grounding resistance tester. Grounding resistance must be less than 0.1 Ω .

Note: This may not be required for some locations in the US.

9.1.2 During test run

- **Check for Electrical Leakage**

During the Test Run, use an electroprobe and multimeter to perform a comprehensive electrical leakage test.

If electrical leakage is detected, turn off the unit immediately and call a licensed electrician to find and resolve the cause of the leakage.

Note: This may not be required for some locations in the US.

9.2 Gas Leak Checks

There are two different methods to check for gas leaks.

- **Soap and Water Method**

Using a soft brush, apply soapy water or liquid detergent to all pipe connection points on the indoor unit and outdoor unit. The presence of bubbles indicates a leak.

- **Leak Detector Method**

If using leak detector, refer to the device's operation manual for proper usage instructions.

9.3 After performing gas leak checks

After confirming that the all pipe connection points DO NOT leak, replace the valve cover on the outside unit.

10. Test Operation

10.1 Before test run:

Only perform test run after you have completed the following steps:

- Electrical Safety Checks – Confirm that the unit's electrical system is safe and operating properly
- Gas Leak Checks – Check all flare nut connections and confirm that the system is not leaking
- Confirm that gas and liquid (high and low pressure) valves are fully open

10.2 Test Run Instructions

You should perform the Test Run for at least 30 minutes.

1. Connect power to the unit.
2. Press the ON/OFF button on the remote controller to turn it on.
3. Press the MODE button to scroll through the following functions, one at a time:
 - COOL – Select lowest possible temperature
 - HEAT – Select highest possible temperature
4. Let each function run for 5 minutes, and perform the following checks:

| List of Checks to Perform | PASS/FALL | |
|--|------------|------------|
| No electrical leakage | | |
| Unit is properly grounded | | |
| All electrical terminals properly covered | | |
| Indoor and outdoor units are solidly installed | | |
| All pipe connection points do not leak | Outdoor(2) | Outdoor(2) |
| Water drains properly from drain hose | | |
| All piping is properly insulated | | |
| Unit performs COOL function properly | | |
| Unit performs HEAT function properly | | |
| Indoor unit louvers rotate properly | | |
| Indoor unit responds to remote controller | | |

5. After the Test Run is successfully completed, and you confirm that all checks points in List of Checks to Perform have PASSED, do the following:

- Using remote control, return unit to normal operating temperature.
- Using insulation tape, wrap the indoor refrigerant pipe connections that you left uncovered during the indoor unit installation process.

10.3 If ambient temperature is below 16°C (60°F)

You can't use the remote controller to turn on the COOL function when the ambient temperature is below 16°C. In this instance, you can use the MANUAL CONTROL button to test the COOL function.

1. Lift the front panel of the indoor unit, and raise it until it clicks in place.
2. The MANUAL CONTROL button is located on the right-hand side of the unit. Press it two times to select the COOL function.
3. Perform Test Run as normal.

