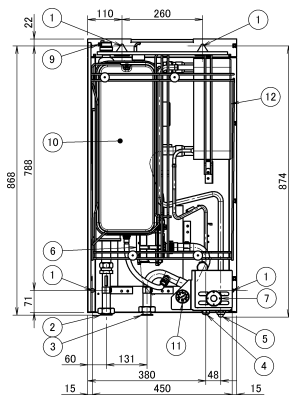
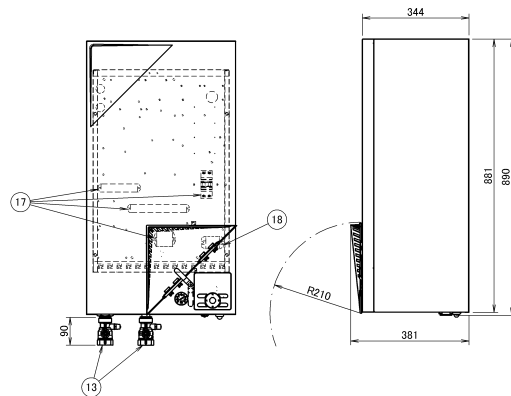
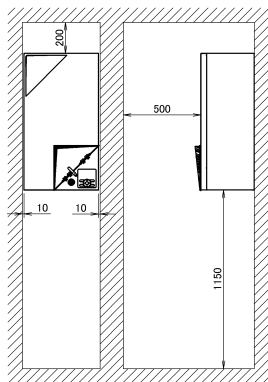


EHB(H/X)16C

Required space for service and ventilation



- ① Holes (ϕ 12) for fixation to the wall
- ② Water out connection (1-1/4" F BSP)
- ③ Water in connection (1-1/4" F BSP)
- ④ Refrigerant liquid connection ϕ 9.52 (flare)
- ⑤ Refrigerant suction connection ϕ 15.9 (flare)
- ⑥ Pump
- ⑦ User interface
- ⑧ Safety valve (pressure)
- ⑨ Air purge
- ⑩ Expansion vessel
- ⑪ Pressure gauge
- ⑫ Heat exchanger (Refrigerant / Water)
- ⑬ Shut off valve with drain / fill valve (1-1/4" F BSP) (Included accessory)
- ⑭ Water filter
- ⑮ Power supply / Communication wire entrance
- ⑯ Service door
- ⑰ Switchbox terminals
- ⑱ Switchbox terminals for domestic hot water tank (Option)

